

Fall 2021 Arts & Sciences Instructor Report for FL2021.L32.Pol Sci.263.01 - Data Science for Politics (Rex Deng)

Project Title: **Fall 2021 Course Evaluations - Danforth Campus**

Courses Audience: **56**

Responses Received: **45**

Response Ratio: **80.36%**

Report Comments

Welcome to your Instructor Report for WashU Course Evaluations. Below you will find response data from the specified course section. Responses to personalized questions appear at the bottom of the report.

The intention of this report is to provide feedback, and also to prompt improvement in areas that may be lacking. This report is accessible to appropriate department level and school level users, as determined by your school. We appreciate your dedication to our learning community at Washington University.

If you have questions about this report, please contact evals@wustl.edu

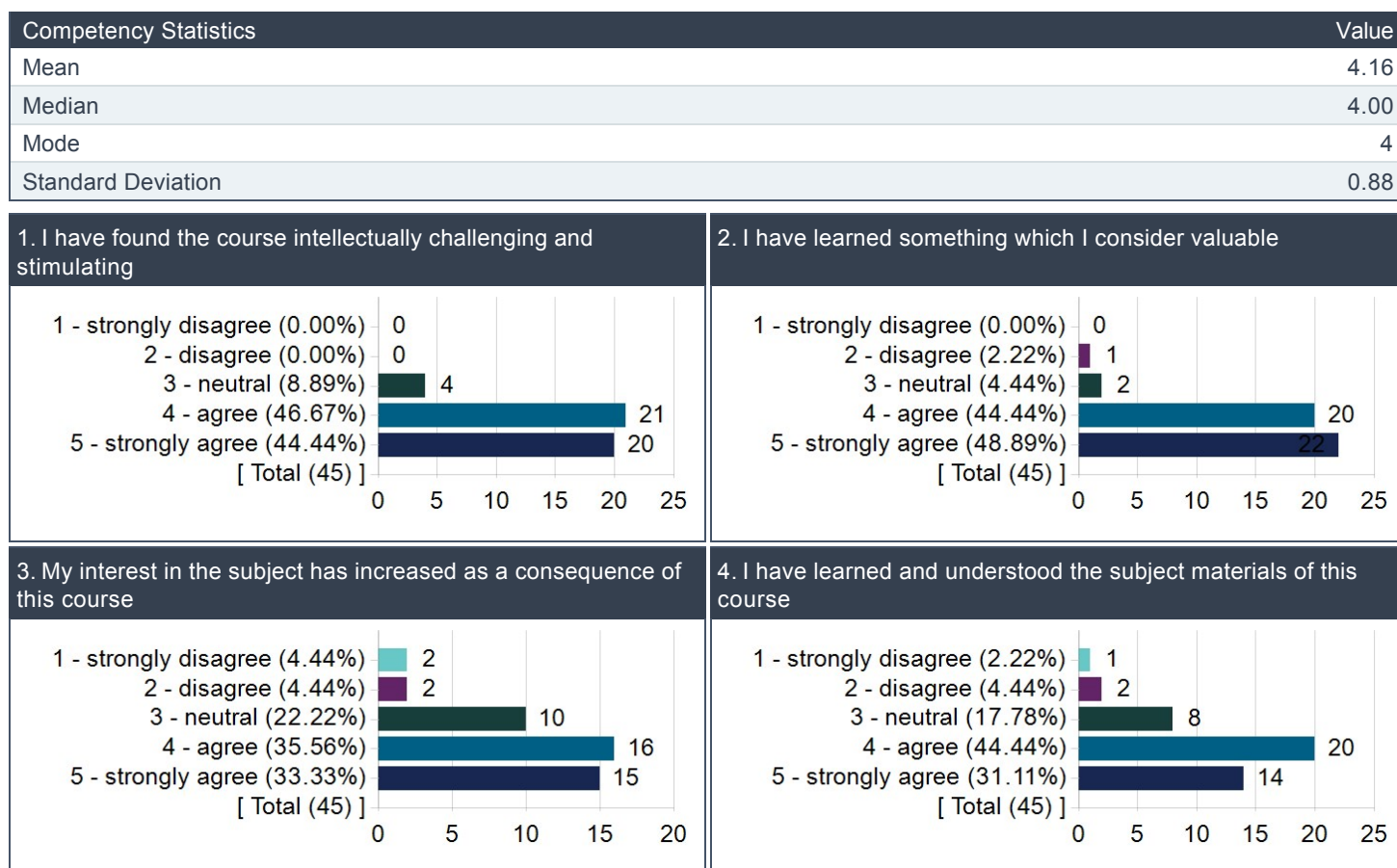
Course and Instructor Evaluation

Past research shows that the students' answers to any one question can be noisy, more prone to biases, and provide less useful data for evaluating courses and instructors. Since interpreting individual questions, including their relative highs and lows, can easily lead to inaccurate conclusions due to low reliability, individual question responses are not available in any standard report.

However, combining students' responses to several questions aimed at measuring the same underlying attribute can improve the quality of the measures. Therefore, the statistics displayed for each attribute (mean, median, mode, and standard deviation) are calculated from the grouped responses to all the questions in each topical block.

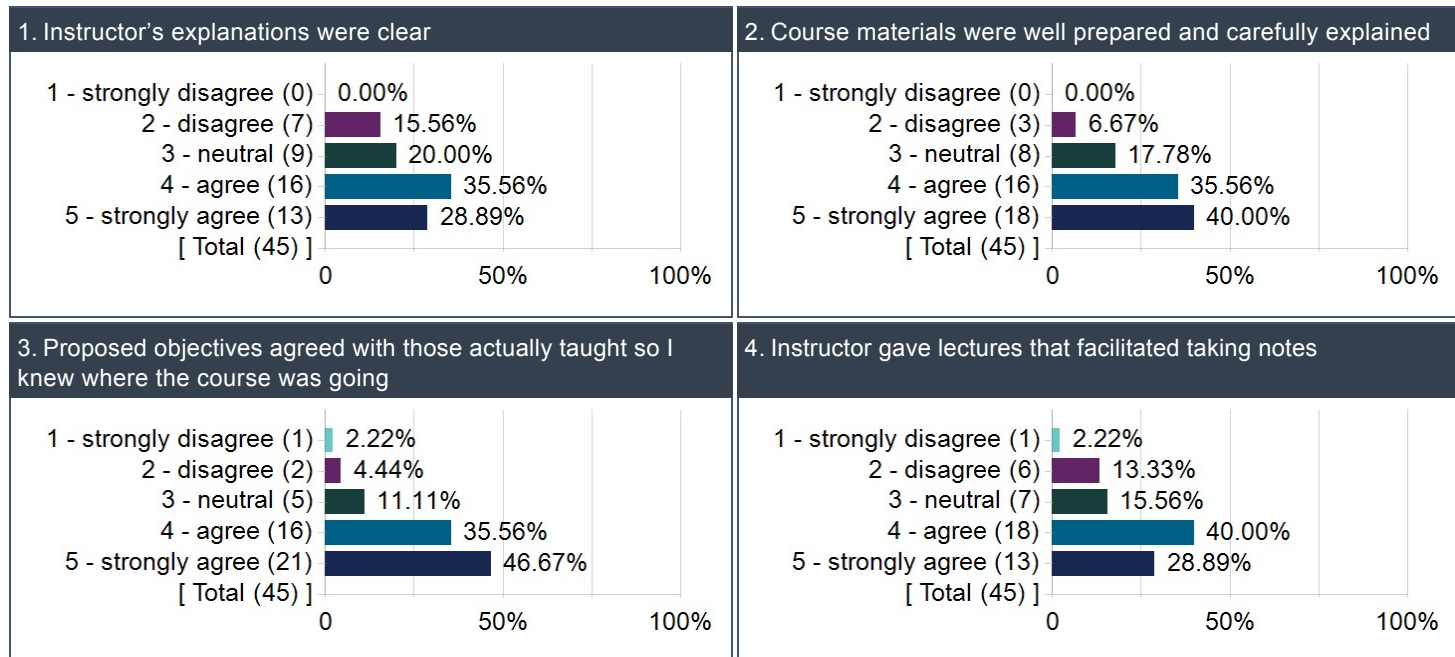
All questions below use a 5-point response scale: 1-strongly disagree to 5-strongly agree

Learning

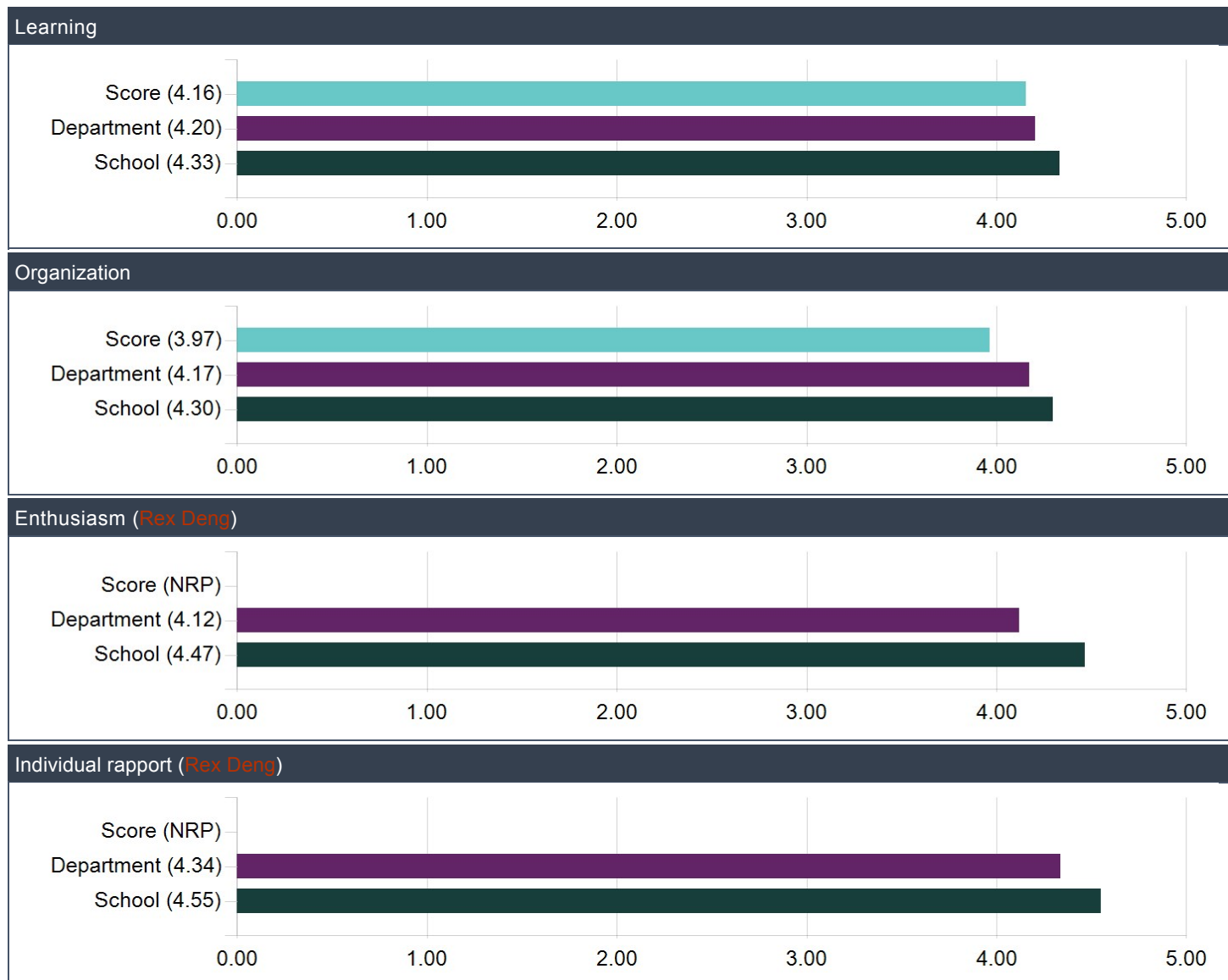


Organization

Competency Statistics	Value
Mean	3.97
Median	4.00
Mode	4
Standard Deviation	1.01



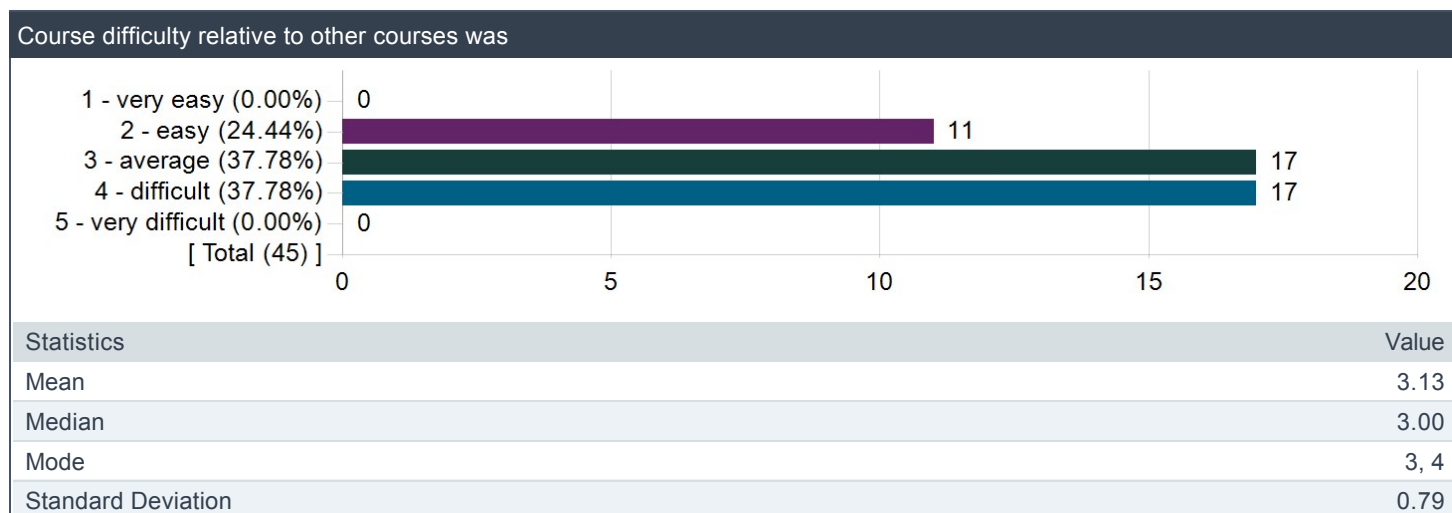
Comparison Detail for Course and Instructor Evaluation



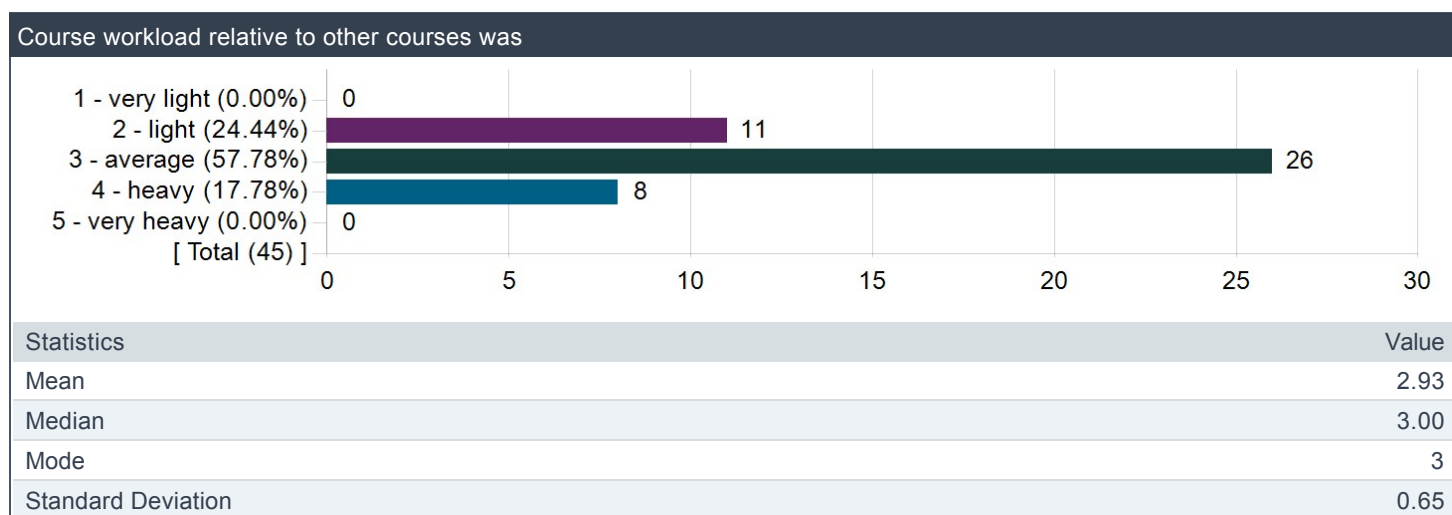
Varied Rating Scale Responses

The varied rating scale responses are statistically reliable as individual questions.

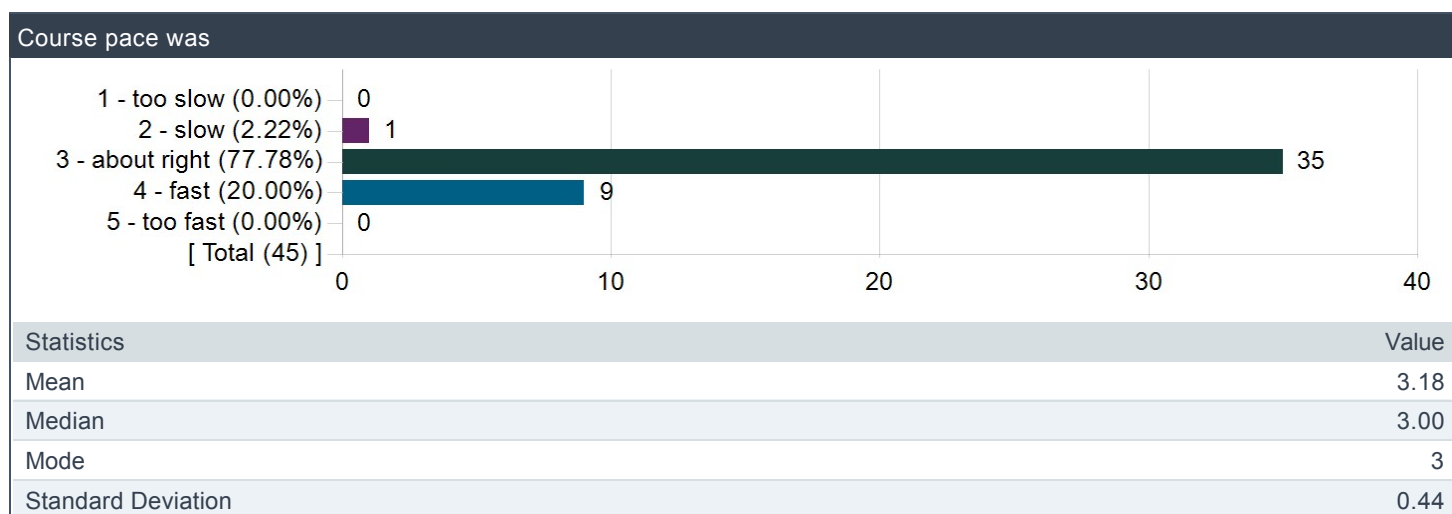
Course difficulty relative to other courses was



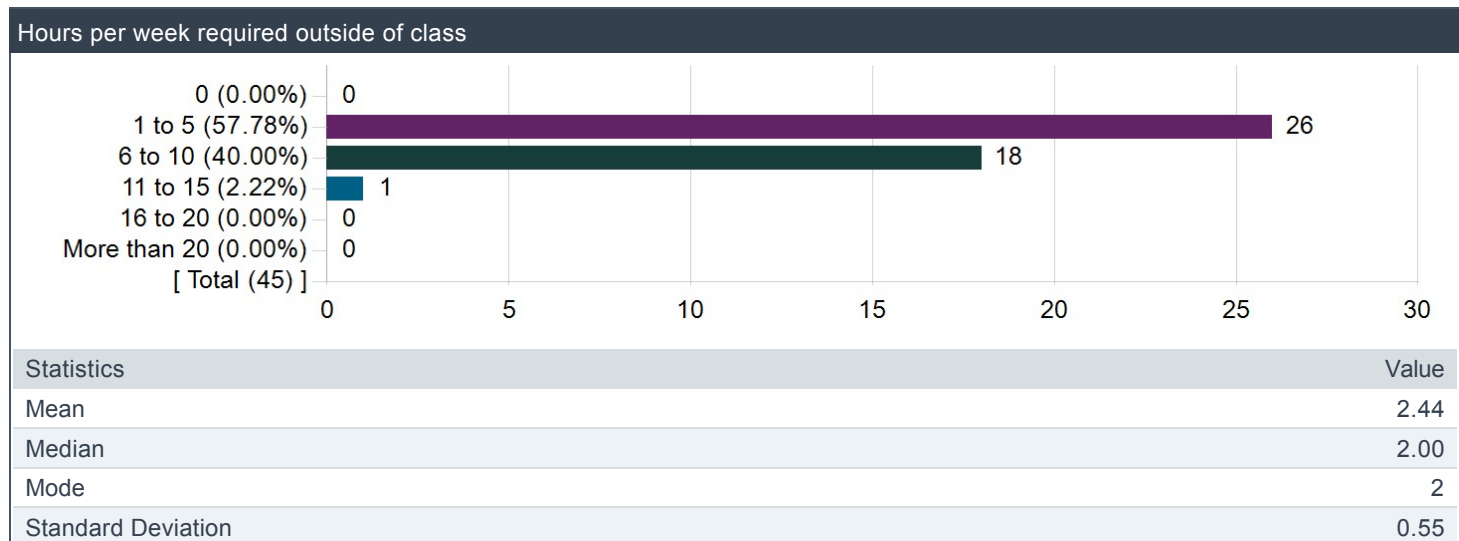
Course workload relative to other courses was



Course pace was



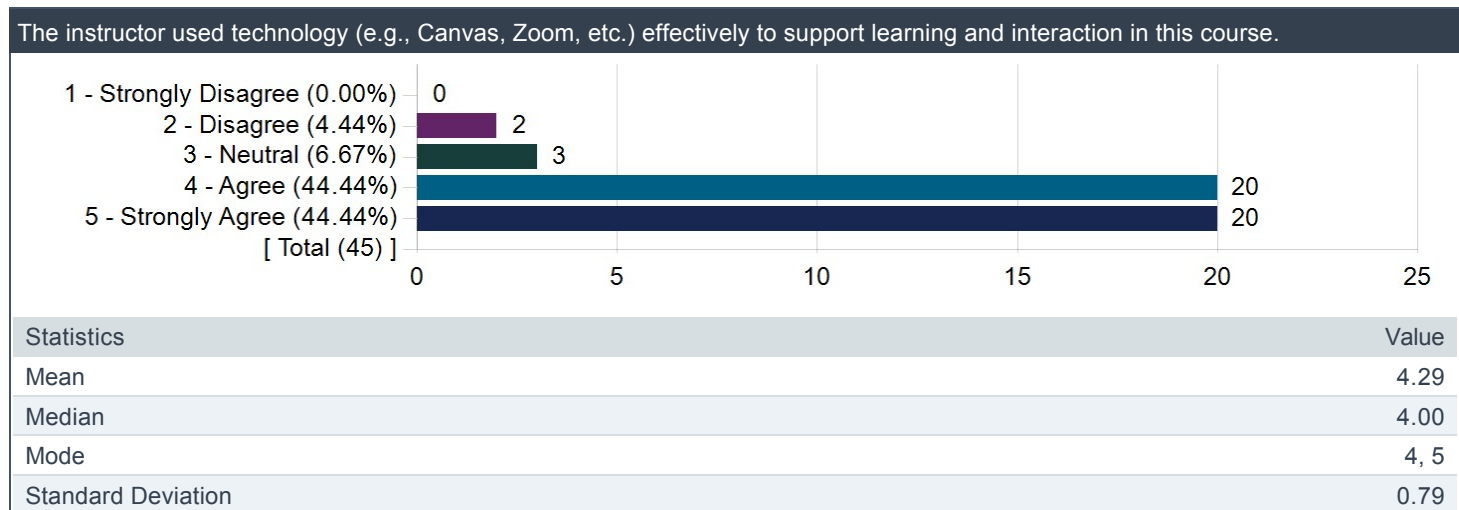
Hours per week required outside of class



Comparison Detail for Varied Rating Scale Responses

Learning Technology and Interaction

The instructor used technology (e.g., Canvas, Zoom, etc.) effectively to support learning and interaction in this course.



Where relevant, please give specific examples to explain your answer above.

Comments
The Canvas page for this course was without a doubt the most organized and navigable of any I took this semester.
Canvas was very well organized. Slack was used as a useful tool for questions and answers. All classes were recorded.
we did a lot of in class team work through the r studio coding software.
Having the lectures be recorded was super helpful
Most work was distributed through Canvas, and it provided support where needed.
Thought the Canvas was pretty messy, as in everything was just kind of clumped on one page. Not saying you'd need a course website or something but Canvas just totally blows. Their modules page is bad. It was sometimes difficult to find the necessary files/labs/worksheets because of this, and often I would have to dig into the files page or keep looking in modules/assignments.
Class materials were posted to Canvas way too late. Readings and other resources we were supposed to look at for class were often only posted the night before, which isn't really great for student planning.
Had a Zoom meeting the week of Thanksgiving that went smoothly.
all necessary information was on canvas and well organized

Short Answer Responses

What would you like to tell other Wash U students thinking about taking this course?

Comments
Don't get left behind
I do think a lot of potential PoliSci majors here were being deterred by the prospect of QPM, so I would definitely jump to tell those interested in the major that Data Science, while challenging, is completely manageable. While learning R was definitely a struggle at first, you quickly pick up on the syntax, and by the end of the semester, I think everyone I talked to actually enjoyed coding in R. Being able to break apart a dataset and do whatever you want with it, from recoding variables to complex visualizations with ggplot, is really a valuable skill, and it was a pleasure to learn how to do that.
If you have any problems with your group, reach out to the professors. Your working group is vital in this class as you will be working with them for the whole semester and your grades depend on them.
This is a great introductory course for students considering social sciences and qualitative and quantitative research within this sphere.
This class is very valuable, but be ready to put in the work
If you want an introduction to the stuff around political science, not specifically like analyzing elections but learning the tools used in poli sci, this is a useful class. There is a lot of stuff about politics more than just arguing your beliefs.
It is a good course. Cool and easy, but you feel like you learn a lot.
Interesting class but be aware it is coding-based.
This is a coding class. And although statistics is not a prerequisite, I found myself struggling to understand information because there is a general assumption that you know statistics vocabulary. These topics were briefly went over, but it was hard getting to a place where others were.
This course is a good choice if you want to learn how to use R for statistics from the beginning.
It is challenging enough to be stimulating without being so challenging that it occupies all of my time.
It's challenging but if you go to office hours and do the readings, it's a good class
It's stats heavy toward the end but you'll get the hang of R
Great course for those interested in learning about R and interested in seeing the "behind the scenes" of how many analyses on the news are created (obviously not as in depth but still). I think it is more of a "R 101" course than it is actually related to political science at all, but it was still fun nonetheless.
Great introduction to statistics and data science. No coding/stats experience necessary to be successful.
Good foundation for data analysis, somewhat redundant if you have taken Python classes through the business school, good to put R on your resume
This course will not be too difficult if you already have a statistics background (such as taking AP Statistics in high school).
even if its not what your interested in, it is a good skill to have
It's difficult but likely if you're in it, you have to take it so good luck
This is a must take. Very good class to orientate someone to R and stats in general.
Great into to coding with R, easy to follow if you read the book and have a solid math base
Don't scare yourself with the title- this class is not overwhelming in any way and is quite manageable, even for people like me who typically struggle with anything "science" related.
Good beginning stats and R course
I would recommend it over QPM. Very manageable material after reading the textbook, lectures and lab.
Super good intro methods class if you are interested but not confident in computer science
This course is difficult and assignments always take far longer than you would expect.
Even if you do not plan to pursue a statistical or R-based career, the skills, especially involving R are good ones to possess. If you're like me and statistically/computer programming-ly challenged, there are ample opportunities for help. Just make sure to make yourself known, they probably will not reach out to you to address your "simpler" problems.

Describe at least one activity (an exercise, project, assignment, etc.) in this course that helped you learn.

Comments
Labs were fun → poster project allowed for decent creativity
I don't feel like anything helped me learn quite so well as the problem sets. The in-class assignments are okay for a little starter on each skill, but it's when you're on your own and have to keep trying again and again to get the code to work that the skills really become cemented into your brain. I felt like each set was an appropriate length and difficulty, and I appreciated the occasional extra credit problems at the end, not only because of the extra credit, but because they gave you yet another chance to practice.
The final project was an interesting way to put into work all the coding that we learnt.
We had in class activities that allowed us to practice the coding material we learned in the html we read through before class and in class lectures.
Our research project was difficult but really beneficial to learning how to actually apply the things we learned.
The final poster helped, maybe ironically, with simply how to present research questions for me. Helped find a way to make vague general ideas more specific and testable.
The final course project helped me better understand many of the class components.
The labs were very helpful. The lectures were very confusing and very fast, so each week we waited for the lab to actually understand what was going on. This hands-on approach was helpful, especially considering the formats of our exams.
The use of R, specifically with the problem sets. It gave me a new understanding of statistical analysis.
In-class assignments helped me make sure I understood what we were learning
The midterm
I think the problem sets were well made and I really liked the narrative format in which they were written.
Problem sets
Had a pretty decent comp sci understanding already, but the intro assignments helped familiarize me with R syntax.
research project
the problem sets were really the only way to practice and learn the code to a degree in which I felt comfortable using it
The projects at the end were really fun and I enjoyed them. Taught me a lot of what makes an experiment and to see our data come alive was amazing.
Problem sets were great at practicing what we learned in class
I thought that the in class activities were really helpful to secure the material.
Liked the in-class assignments, helped me understand the class better
Labs were very useful because they facilitated practicing of the concepts we learned.
problem sets
The labs helped, particularly the recapping of the at-home learning material. Also, I appreciated the lab activities, once I was able to see the R code.

Describe at least one thing that could be changed about this course to help you learn.

Comments
Because this is a 200 level course, I thought the final project was a little more difficult than necessary. Rather than making students search for and compile their own data sets, it would have been more intuitive to give the students a few (5–10) data sets to choose from. That way, the students wouldn't have to stress about finding an applicable data set and could focus more on the intricacies of the project itself. For example, in Sata 2200, the professor gave us one data set to draw from and we had to draw 2 conclusion of our choosing from that data set. If the final project were to be something more along those lines, the final project would have been much less stressful.
Let us choose our own groups
I felt the second half of the course was a too fast paced relative to the first half of the course and it would have benefited from being more evenly spread out as challenging concepts in the second half required more explanation than material from the first half.
I would have really appreciated if the required readings from the book or online could have been assigned much sooner. Frequently, I wouldn't know what I had to do to prepare for a Wednesday class until Tuesday afternoon or evening. While we never had so much reading assigned that I couldn't get things done in time for class, these late posting times made it very difficult to plan times to do work for other classes. I understand that this was the first time this course was taught, and maybe that's part of why, but next year, I feel like there's no reason why readings for a given class can't be posted as much as a week in advance so we know what's coming. Because this year, we had no idea.

Comments
Introduce a midterm peer assessment.
Perhaps more immersive lectures were the professor goes through and runs the code rather than just teaching how to do it.
Being able to choose our own lab groups. It just never works out great when the "low experience" students are paired with "high experience". It's stressful on both ends.
There were a lot of equations. I'm not opposed to this, but the sheer number that we did need to at least know where to use made things a bit confusing, like remembering how to calculate a test statistic in R.
There could be more instruction on the in-class lecture activities.
My assigned group was too big to work well together. Five people all working together on one coding worksheet was very frustrating. I think groups of 3 or 4 are better.
It would be better if the instructor posted all the lecture slides on Canvas.
Idk
I would spend more time discussing code efficiency and best practices. I think that there are a lot of code from me and my peers that, thinking back, was pretty inefficient and redundant—even if it gets the right output.
The way group assignments worked was not conducive to collaboration; each group member sat in a row so it was hard to work together.
The group configurations are not always optimal. Students with prior experience with statistics and/or programming are in groups with students without prior experience, which is beneficial to students new to the material but can lead to uneven work distribution for those more familiar with the content.
making the research project a group project was very difficult.
a more accessible text book would be helpful
Honestly nothing! Class was set up exactly how I like it.
N/A
It would be nice if homework and pre-class material was posted earlier as often I found myself refreshing the canvas page the night before class waiting for the material for the next day to pop up.
MOre time spent on explaining different statistical analysis
Course materials were always submitted pretty late, like the night before. I would rather have them early (at least the textbook chapters) so I can anticipate if I need to work on difficult material a little longer. I also wish we could start the poster project earlier, as every single week during the project was one of my busiest of the semester. If we could find data, clean it, write the introduction on the poster and start ggplot a few weeks before Thanksgiving that would be incredibly helpful.
less group based work
It would be helpful if concepts were explained more deeply in lectures instead of having to teach them to ourselves before class and be expected to understand them by class time in order to complete a graded in-class activity.
These are 2 minor things that I assume might have helped me: For the labs, maybe we could have rearranged the classroom so that everyone in the group could see the R markdown file and the work being done. So perhaps connecting the computer of the person directly working on the lab to a larger screen. Moreover, and this is pretty nit-picky, but there were often typos in the learning material. While most of them were easily decipherable, some of them potentially made a difference in interpretation. Though it very well could have just been me over-reading things, I just thought I'd mention it just in case. (Again, sorry if this came off as obnoxious. That was not at all my intention.)

Describe at least one aspect of how this course was designed and carried out (the organization, structure, communication, etc.) that contributed to your success.

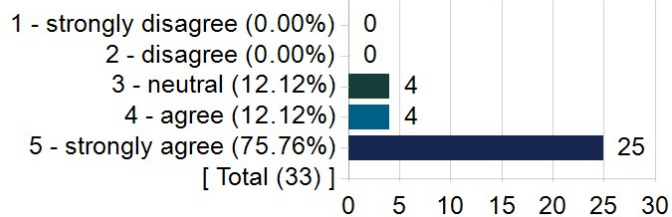
Comments
Organization, online options for everything, ability to turn things in before end of course
The way the labs where conducted and the availability of the graduate TAs to answer questions was extremely beneficial to my success in the class.
Canvas was very well organized so the structure of the course was clear.
each class, for the most part, would be lecture for 30 minutes, followed by 20 minutes of in class team work on an assignment
The TAs and Graduate assistants were super helpful and made the difficult information more digestible.
Labs were good in explaining the content in them.
The lab periods were helpful and had a good combo on hands–on learning with strong instruction.
I appreciated the very organized use of TAs. The TAs were always available and accessible.
Office hours were very helpful
I think that the early labs and first few problem sets did a great job setting us up to be successful with basic data wrangling and general R knowledge.
It was very organized with every aspect outlined in the syllabus.
Having a class Slack channel made it very easy to communicate with the professor and TAs, so receiving help was easy and fast.
lots of tas and office hours. grad students were especially helpful.
the group projects allowed students to bounce ideas off of each other and understand the course material better
Lectures were always very informative.
Weekly labs instead of lectures was very nice
I liked that TA'S and the Prof. were very reachable through Slack.
I liked the labs
I appreciated group work because it ensured I would never fail at the assignment during a class or lab, and most of the time I could figure it out with my groupmmates before calling over a TA.
office hours were very accessible and helpful
I like how we were assigned groups so we could have people to consistently work with in the class however it would have been nice if we were given those groups sooner.
I appreciated having the content written down, along with the helpful "tutorial" videos. Also, I benefited from the many official office hours, as well as TAs and the professor's unofficial availability.

AI Evaluation for Rex Deng

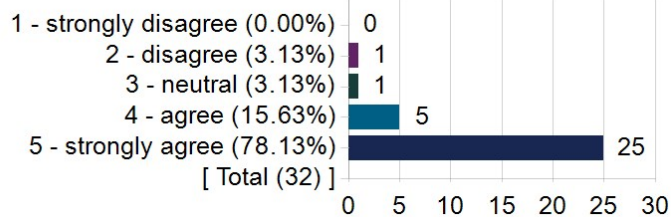
Instruction

Question	Score			
	Response Count	Mean	Standard Deviation	Median
Material was presented clearly	33	4.64	0.70	5.00
Questions were answered clearly and concisely	32	4.69	0.69	5.00
Material was presented at an appropriate pace	31	4.61	0.84	5.00
The instructor was well prepared for section	32	4.81	0.47	5.00
The instructor used time well	32	4.69	0.69	5.00
The instructor effectively led the section	31	4.71	0.69	5.00
Topics were effectively related to the course lectures	33	4.82	0.46	5.00
Communicated at a level appropriate for the class	34	4.74	0.67	5.00

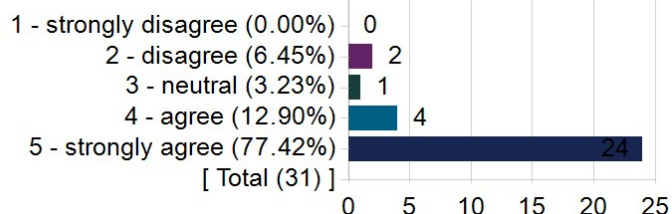
1. Material was presented clearly



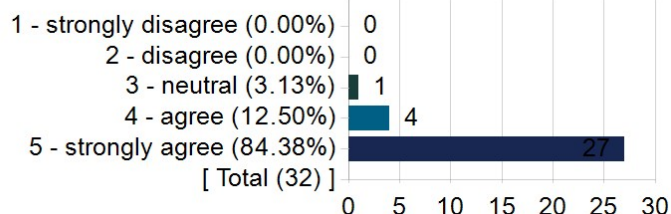
2. Questions were answered clearly and concisely



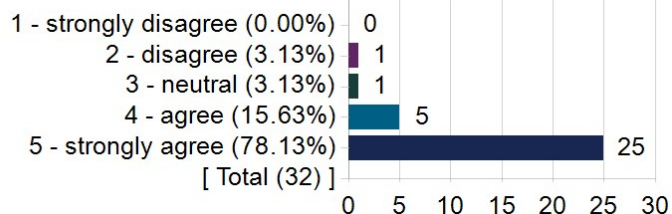
3. Material was presented at an appropriate pace



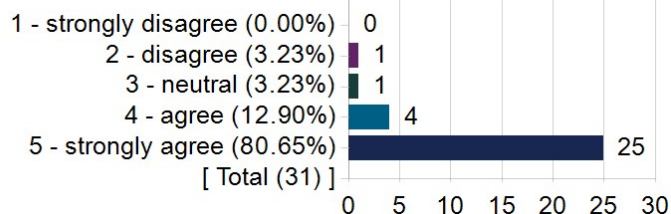
4. The instructor was well prepared for section



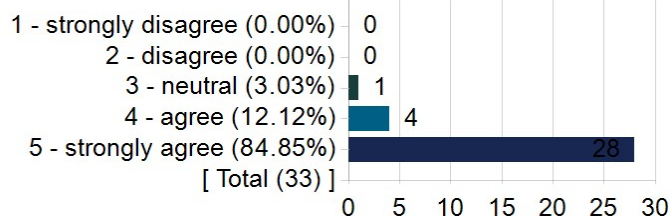
5. The instructor used time well



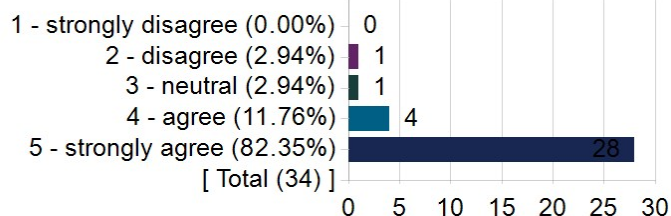
6. The instructor effectively led the section



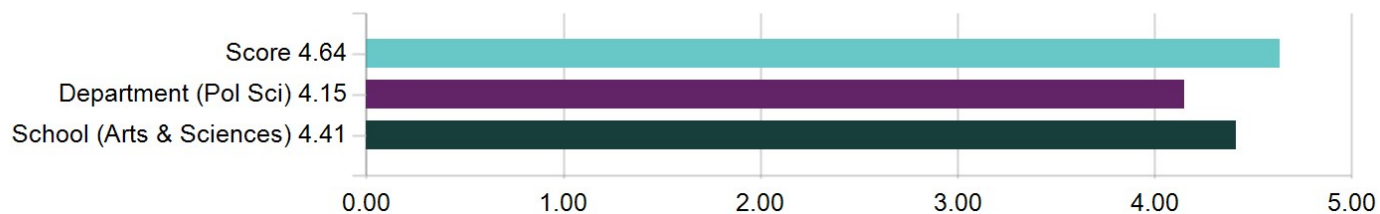
7. Topics were effectively related to the course lectures



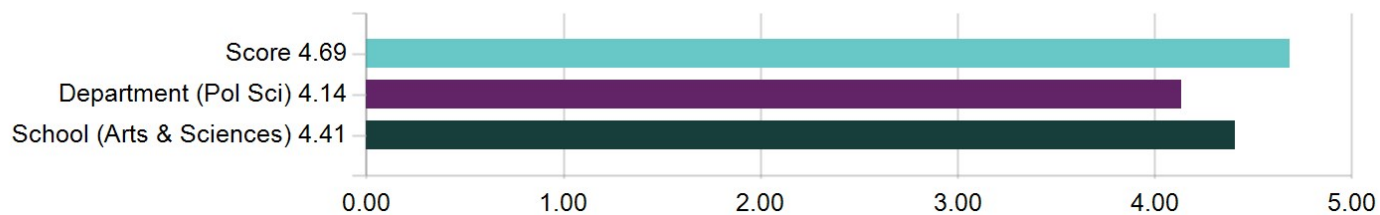
8. Communicated at a level appropriate for the class



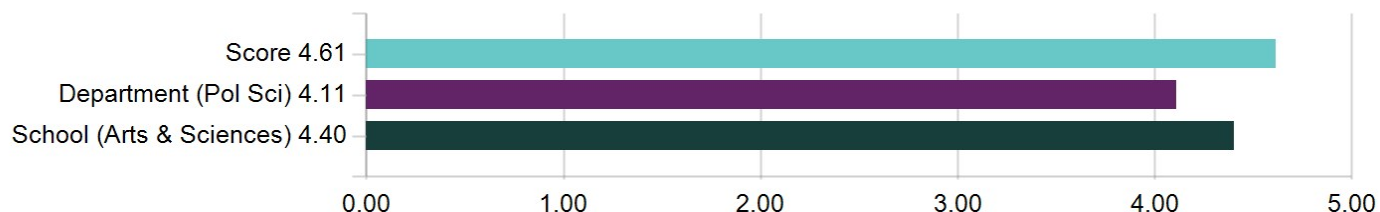
1. Material was presented clearly



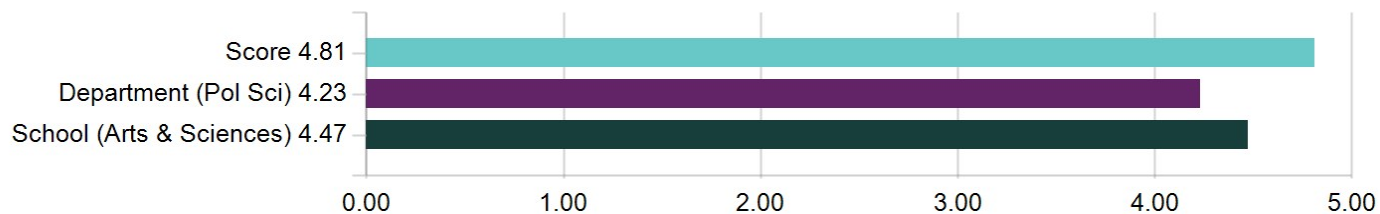
2. Questions were answered clearly and concisely



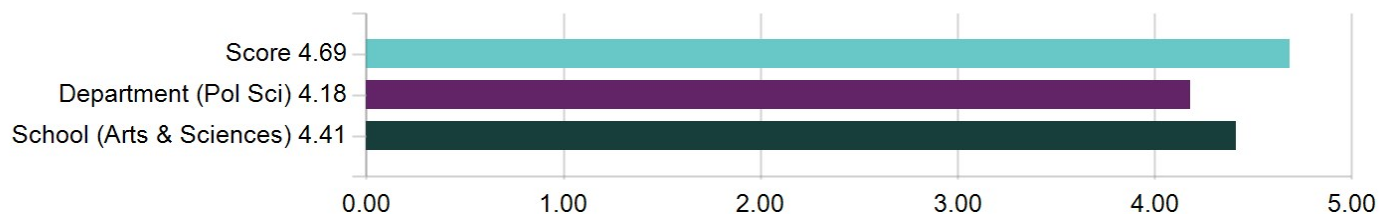
3. Material was presented at an appropriate pace



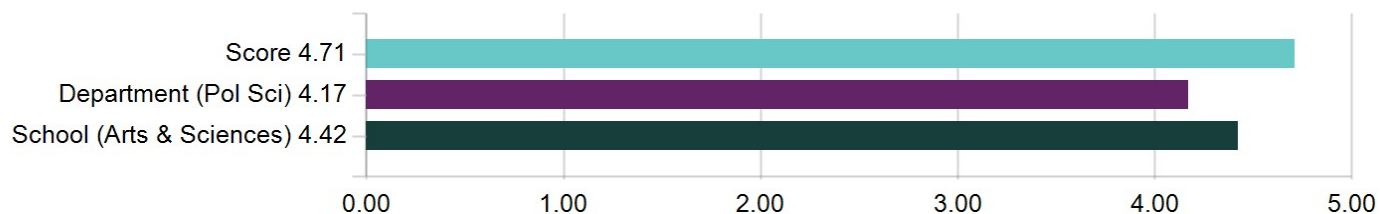
4. The instructor was well prepared for section



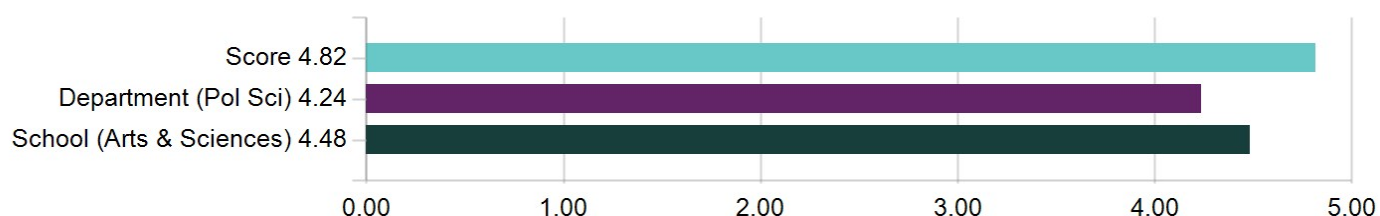
5. The instructor used time well



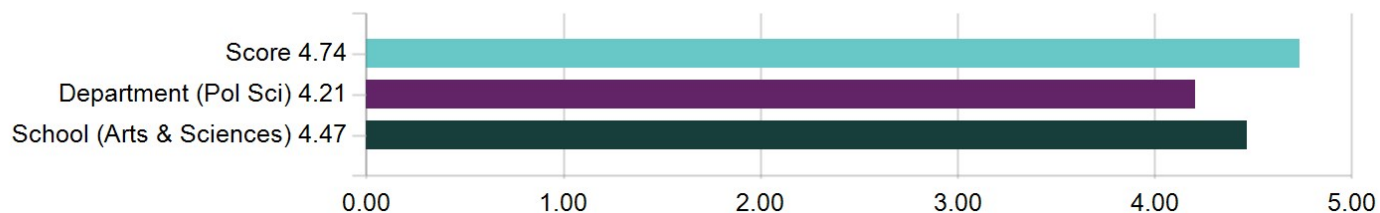
6. The instructor effectively led the section



7. Topics were effectively related to the course lectures



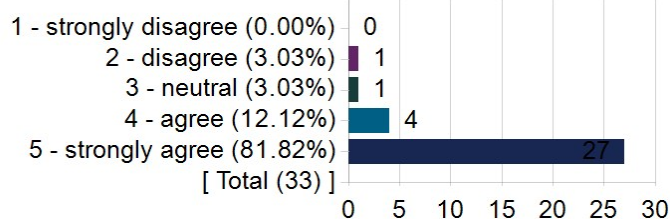
8. Communicated at a level appropriate for the class



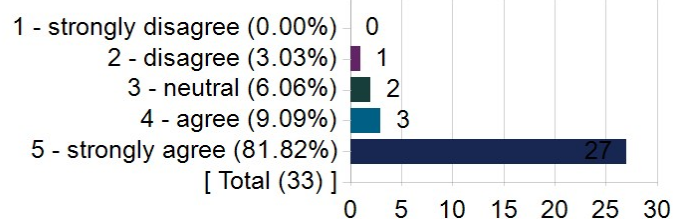
Interaction with Students

Question	Score			
	Response Count	Mean	Standard Deviation	Median
Expectations were clearly explained	33	4.73	0.67	5.00
Grading procedures were fair	33	4.70	0.73	5.00
Instructor was concerned for students	33	4.76	0.56	5.00
Instructor was available for consultation outside of section	33	4.82	0.46	5.00
Instructor maintained positive environment in section	32	4.78	0.55	5.00

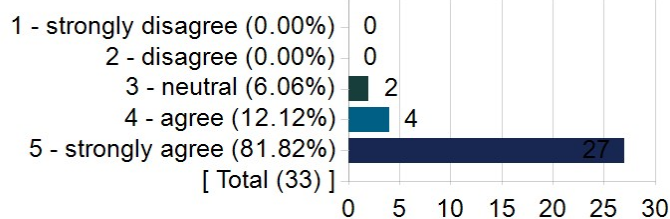
1. Expectations were clearly explained



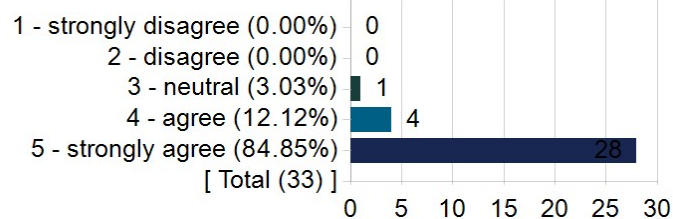
2. Grading procedures were fair



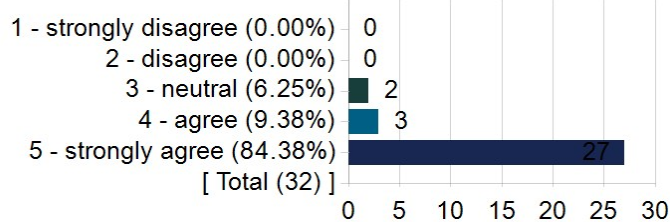
3. Instructor was concerned for students



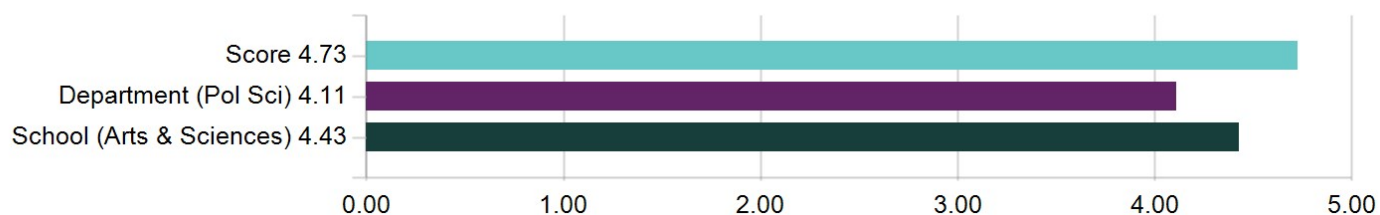
4. Instructor was available for consultation outside of section



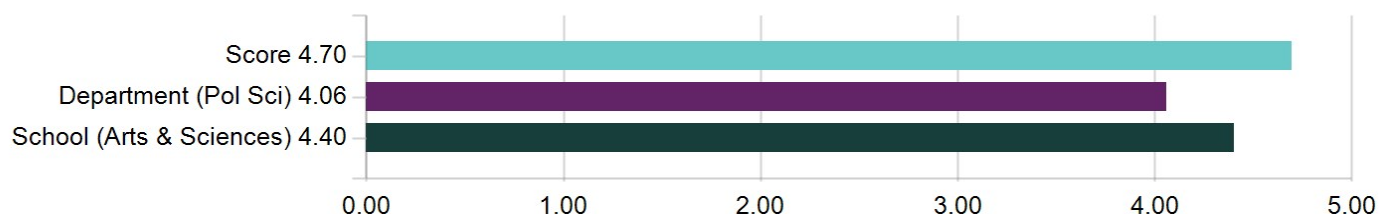
5. Instructor maintained positive environment in section



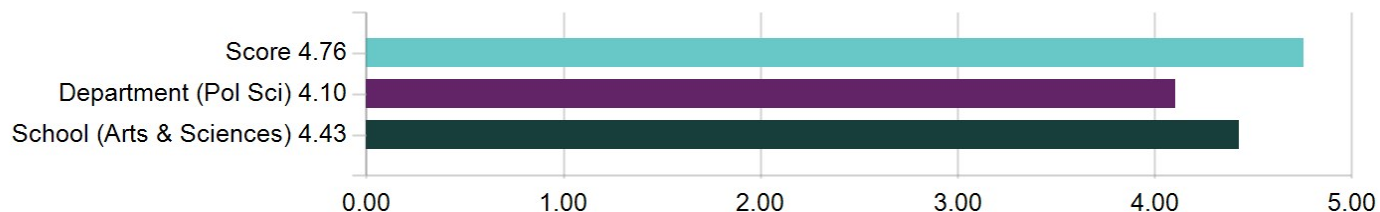
1. Expectations were clearly explained



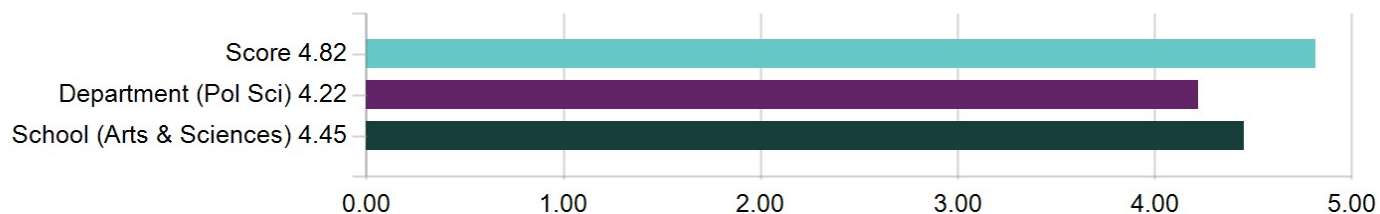
2. Grading procedures were fair



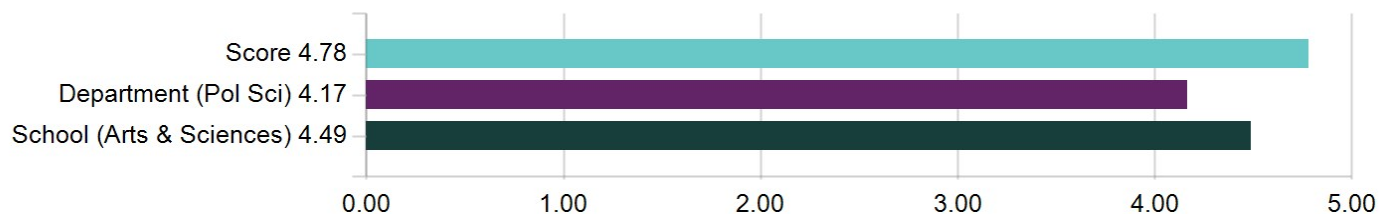
3. Instructor was concerned for students



4. Instructor was available for consultation outside of section



5. Instructor maintained positive environment in section

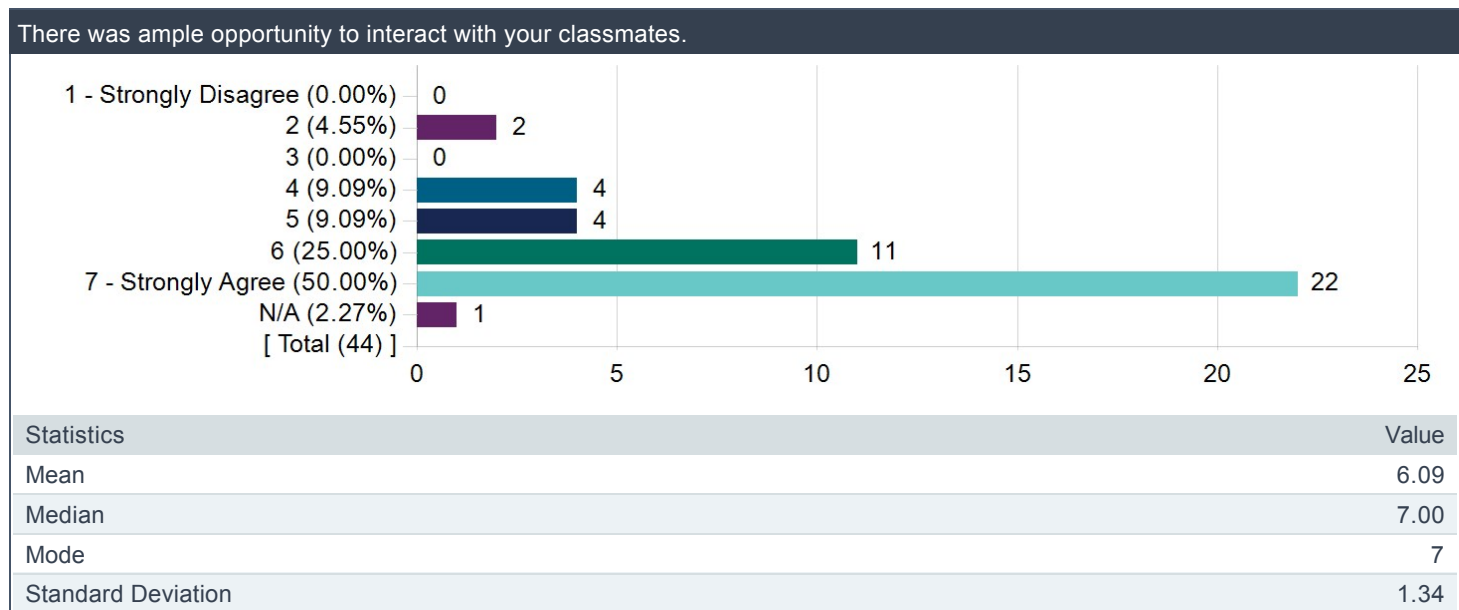


Please provide any additional feedback on **Rex Deng** that was not covered by the previous questions.

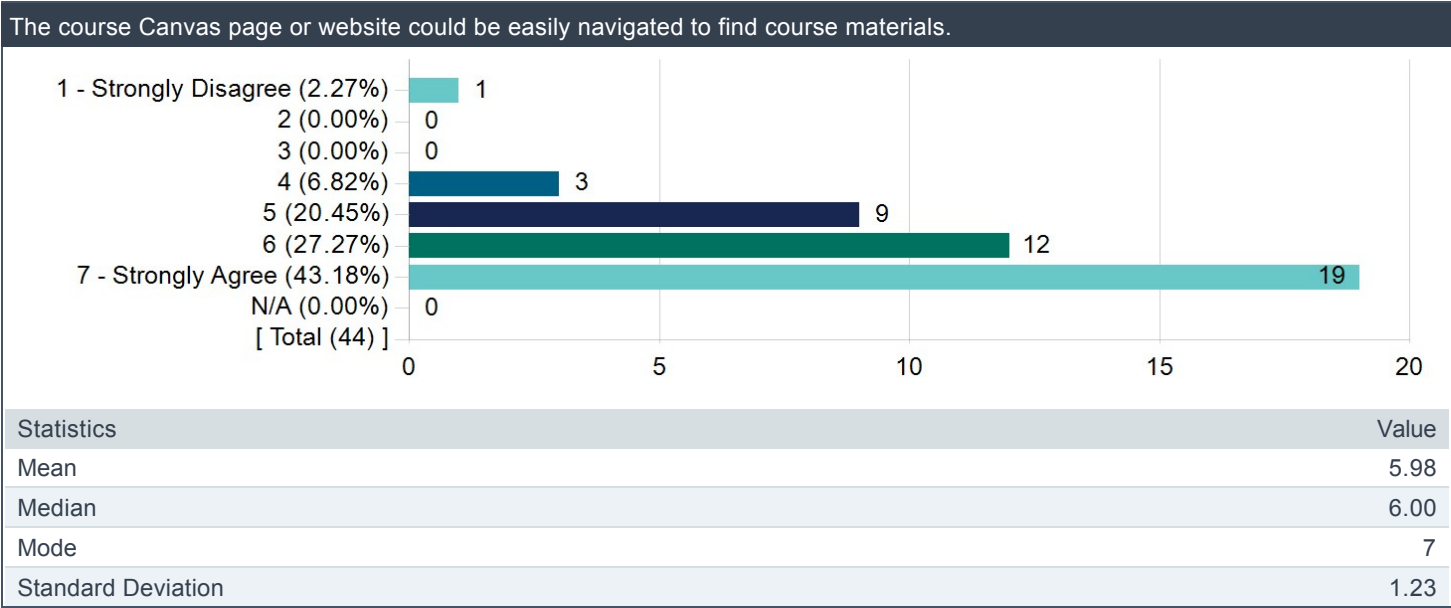
Comments
NA for Rex just because I wasn't in his subsection but he was super helpful in office hours
Rex was great! Although I didn't interact with him as much as I did Jeremy, the times I did he was always very personable and helpful.
I did not have Rex in section, but he seemed active online, which is good
Rex is a G
Didn't interact much, but took off points on parts that were optional. Not a lot, but odd and should have gave full credit.
Didn't have Jeremy for section
Rex is a really kind and hard-working TA. He really cares about the students and does a good job explaining materials to me when I do not understand them.
I wasn't in Rex's session, but he was super helpful outside of class! (that's why I had so many NAs)
Always responded quickly on slack and was always willing to meet
Very helpful in answering questions.
Was very very helpful in lab sessions and was always quick to respond in Slack. Great job and went the extra mile to explain a concept or confirm that my thinking was on the right path.
Great instructor! Made the class much easier to understand and available to students.
Rex is very good at explaining things. I was often at his office hours, and he always took the time to help me understand what I was doing wrong, and made sure I fully comprehended it before I moved on.
also incredibly helpful. made material so much easier to understand and was a great recourse throughout this class.
Rex was so knowledgeable and welcoming during office hours! Also his lectures during lab were very easy to follow and helped with the assignments.
Rex was a great lab leader and explained concepts in a clear and interesting manner. He is very helpful inside and outside of class and gives really good feedback on assignments.

Hybrid/Remote Learning

There was ample opportunity to interact with your classmates.



The course Canvas page or website could be easily navigated to find course materials.





Spring 2022 Arts & Sciences Instructor Report for SP2022.L32.Pol Sci.363.01 - Quantitative Political Methodology (Rex Deng)

Project Title: **Spring 2022 Course Evaluations - Danforth Campus**

Courses Audience: **40**

Responses Received: **32**

Response Ratio: **80.0%**

Report Comments

Welcome to your Instructor Report for WashU Course Evaluations. Below you will find response data from the specified course section. Responses to personalized questions appear at the bottom of the report.

The intention of this report is to provide feedback, and also to prompt improvement in areas that may be lacking. This report is accessible to appropriate department level and school level users, as determined by your school. We appreciate your dedication to our learning community at Washington University.

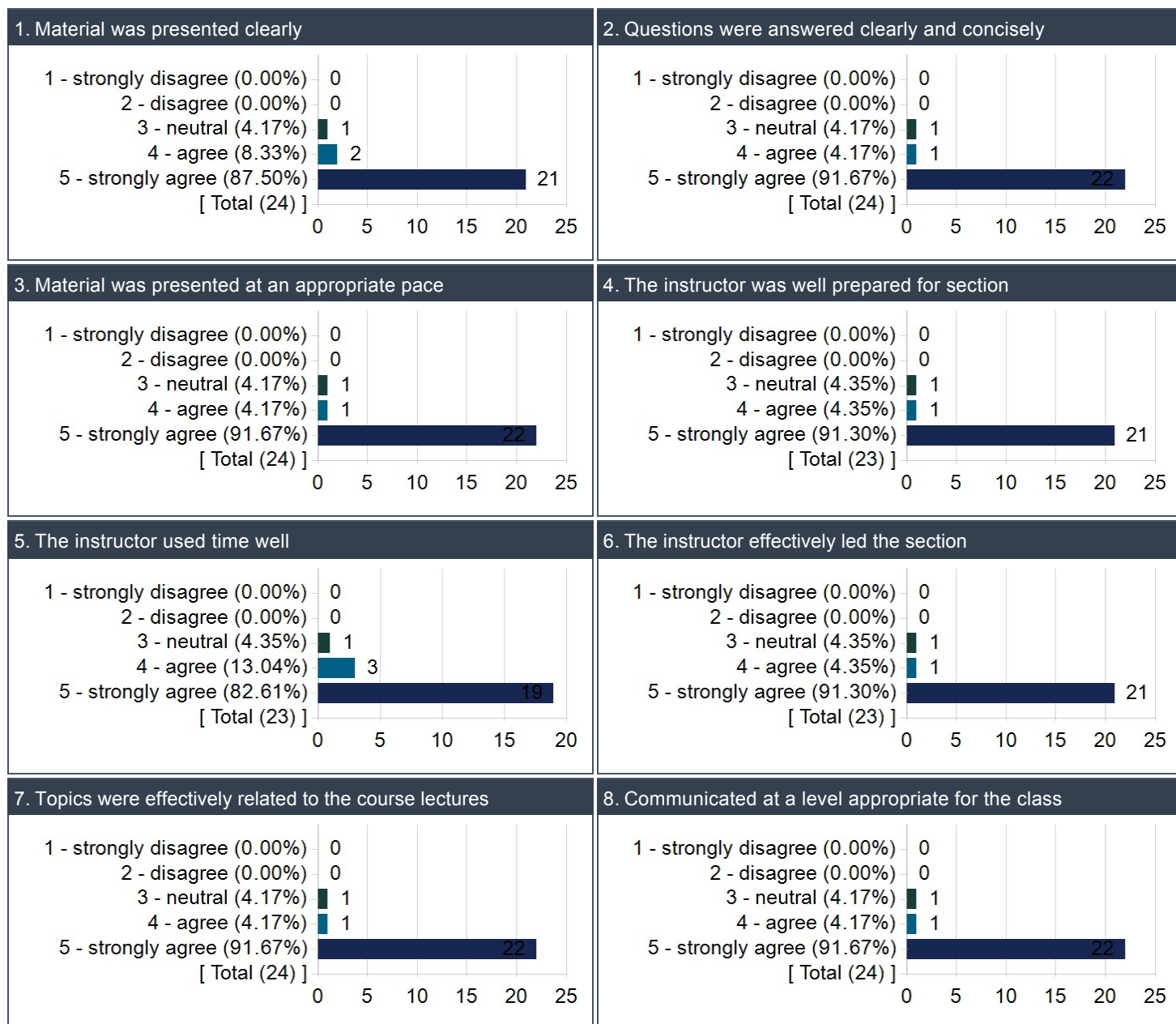
If you have questions about this report, please contact evals@wustl.edu

Creation Date: **Thursday, May 19, 2022**

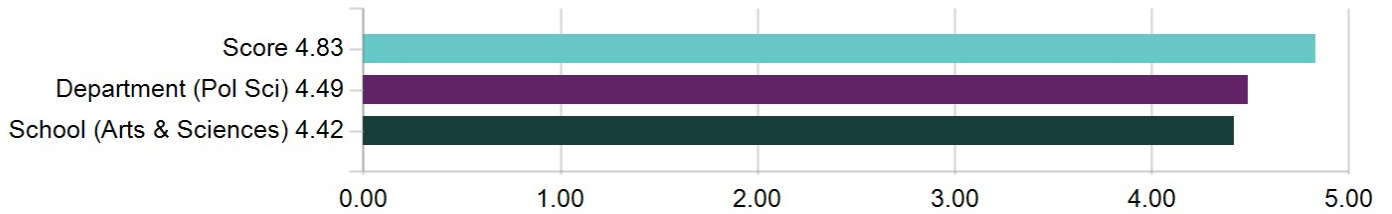
AI Evaluation for Rex Deng

Instruction

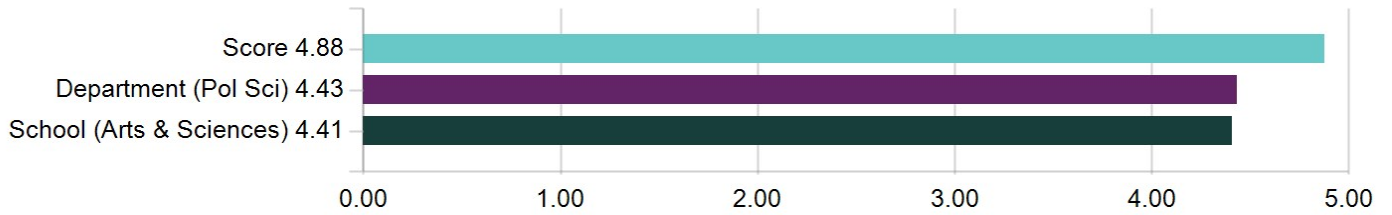
Question	Score			
	Response Count	Mean	Standard Deviation	Median
Material was presented clearly	24	4.83	0.48	5.00
Questions were answered clearly and concisely	24	4.88	0.45	5.00
Material was presented at an appropriate pace	24	4.88	0.45	5.00
The instructor was well prepared for section	23	4.87	0.46	5.00
The instructor used time well	23	4.78	0.52	5.00
The instructor effectively led the section	23	4.87	0.46	5.00
Topics were effectively related to the course lectures	24	4.88	0.45	5.00
Communicated at a level appropriate for the class	24	4.88	0.45	5.00



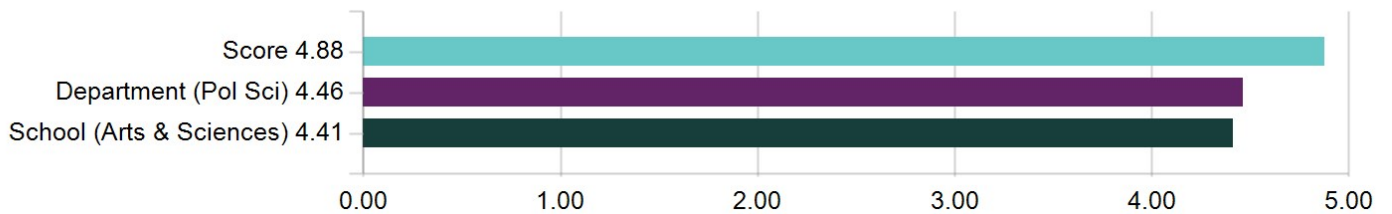
1. Material was presented clearly



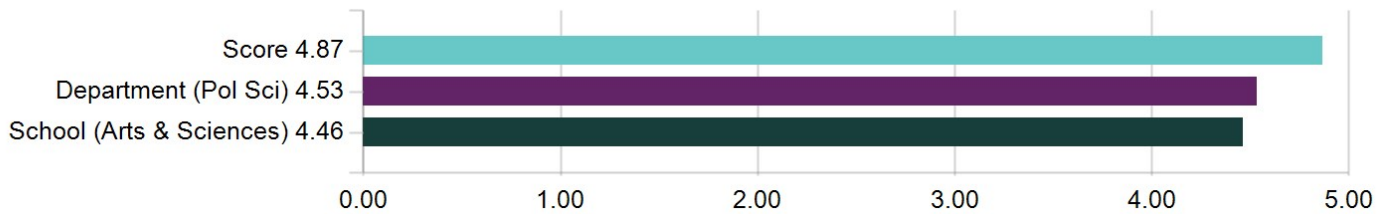
2. Questions were answered clearly and concisely



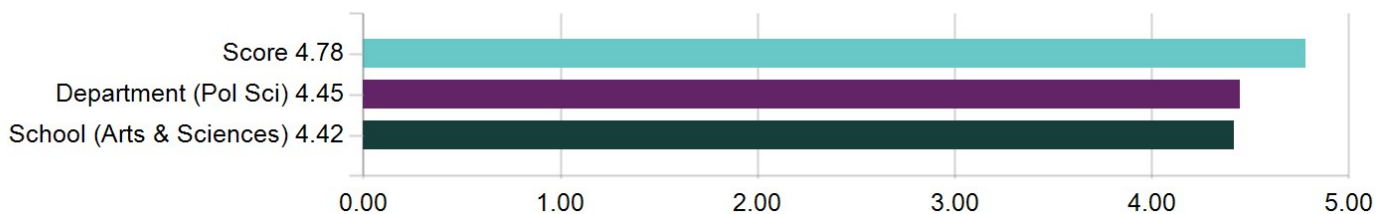
3. Material was presented at an appropriate pace



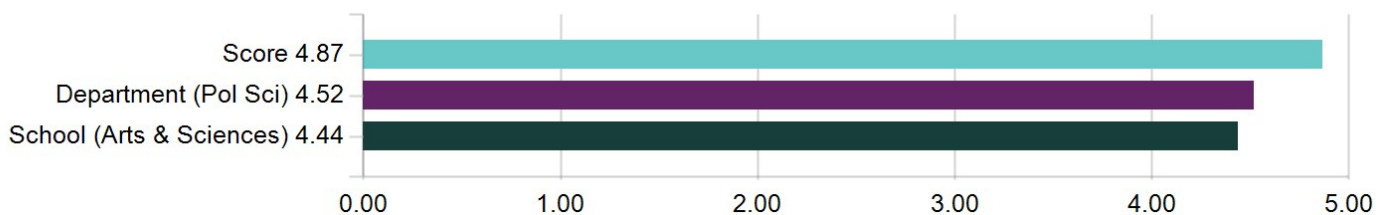
4. The instructor was well prepared for section



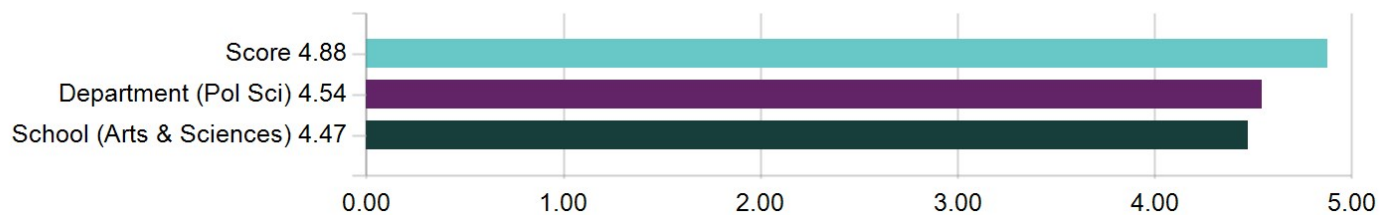
5. The instructor used time well



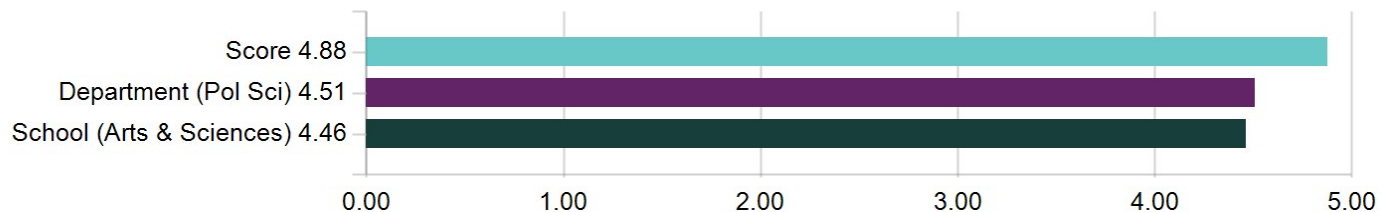
6. The instructor effectively led the section



7. Topics were effectively related to the course lectures



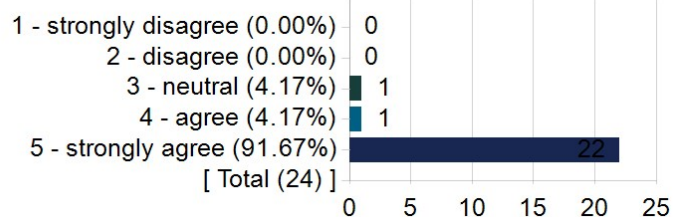
8. Communicated at a level appropriate for the class



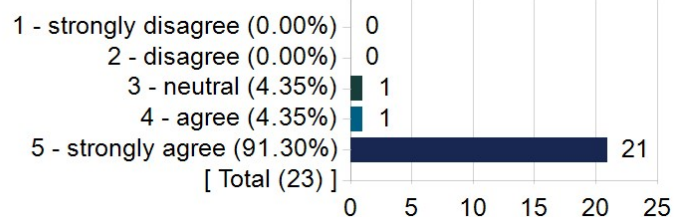
Interaction with Students

Question	Response Count	Score		
		Mean	Standard Deviation	Median
Expectations were clearly explained	24	4.88	0.45	5.00
Grading procedures were fair	23	4.87	0.46	5.00
Instructor was concerned for students	24	4.88	0.45	5.00
Instructor was available for consultation outside of section	24	4.88	0.45	5.00
Instructor maintained positive environment in section	23	4.87	0.46	5.00

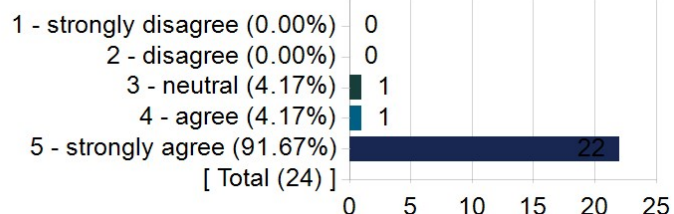
1. Expectations were clearly explained



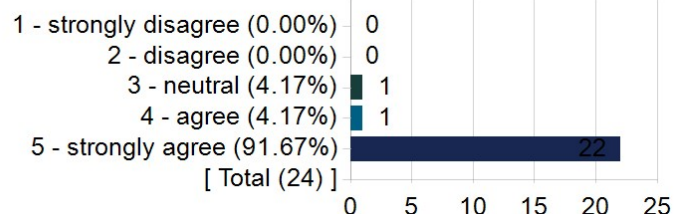
2. Grading procedures were fair



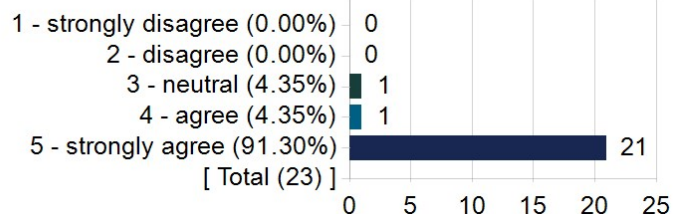
3. Instructor was concerned for students



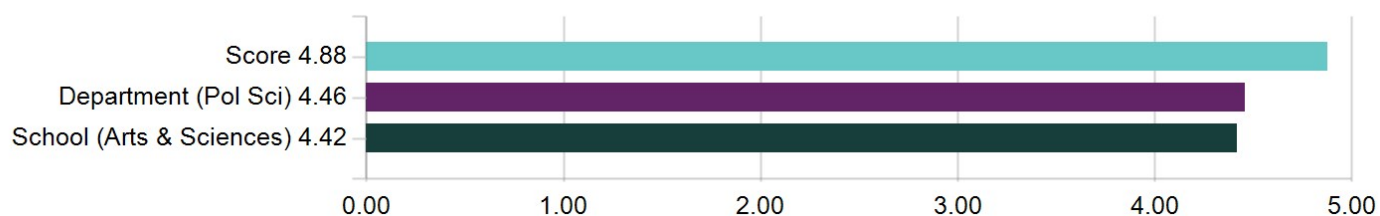
4. Instructor was available for consultation outside of section



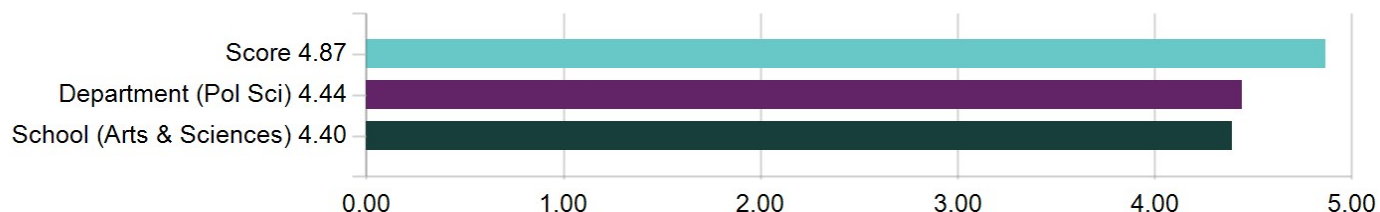
5. Instructor maintained positive environment in section



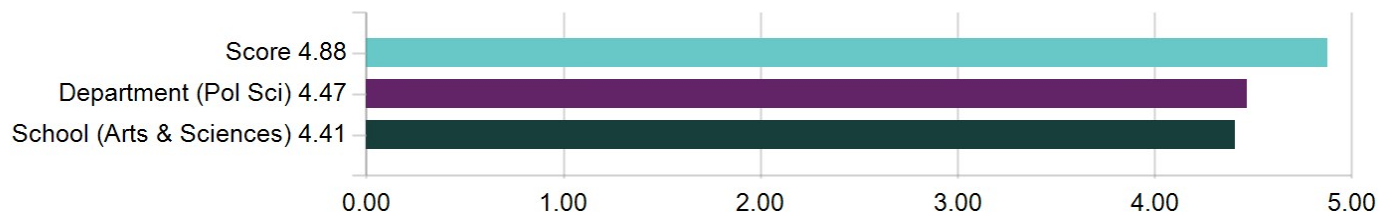
1. Expectations were clearly explained



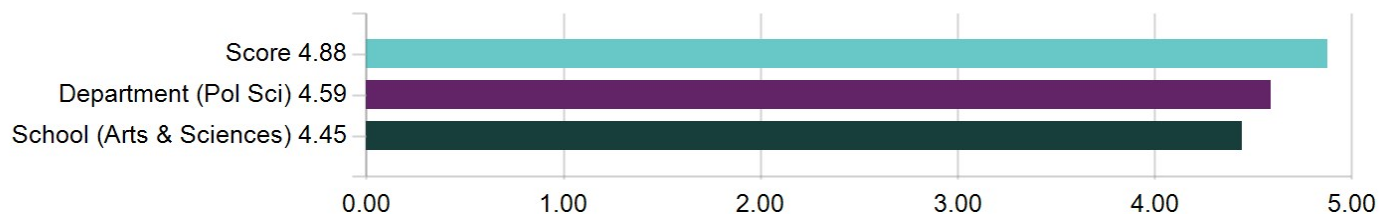
2. Grading procedures were fair



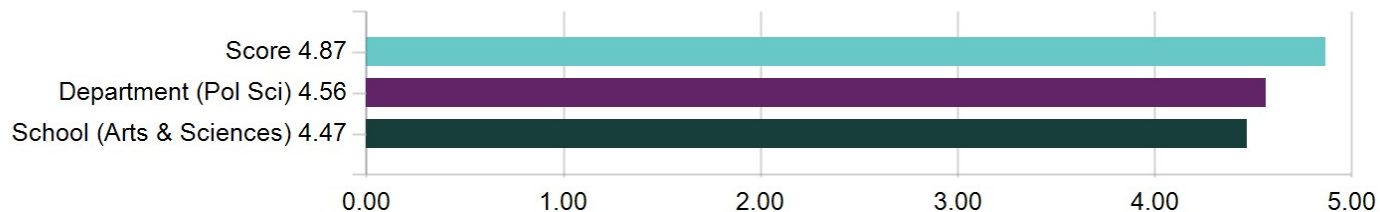
3. Instructor was concerned for students



4. Instructor was available for consultation outside of section



5. Instructor maintained positive environment in section



Please provide any additional feedback on **Rex Deng** that was not covered by the previous questions.

Comments
Rex always came into the lab section with a positive attitude, even in the more stressful weeks and was always able to assist us with any questions we had.
Never interacted with them.
I did not have Rex as an AI, but he was very helpful in office hours. He explained topics well and improved my understanding of what we were covering.
Rex takes his duty seriously and is very enthusiastic about his job. He is very approachable, explains the concepts clearly, and sincerely wants students to succeed.
He was not my AI.
He should be compensated for his great work this semester.
Rex Deng was not my AI.
Rex was a fantastic TA! He was not only great at teaching our small group section, but he was very helpful during office hours. He made himself available outside of that time, as well, whenever requested and is a big part of the reason I was able to succeed in QPM this semester.
Rex was such a great TA! Super approachable and accessible, and really showed care for us and our learning.



Fall 2022 Arts & Sciences Instructor Report for FL2022.L32.Pol Sci.103B.01 - International Politics (Rex Deng)

Project Title: **Fall 2022 Course Evaluations - Danforth Campus**

Courses Audience: **162**

Responses Received: **65**

Response Ratio: **40.12%**

Report Comments

Welcome to your Instructor Report for WashU Course Evaluations. Below you will find response data from the specified course section. Responses to personalized questions appear at the bottom of the report.

The intention of this report is to provide feedback, and also to prompt improvement in areas that may be lacking. This report is accessible to appropriate department level and school level users, as determined by your school. We appreciate your dedication to our learning community at Washington University.

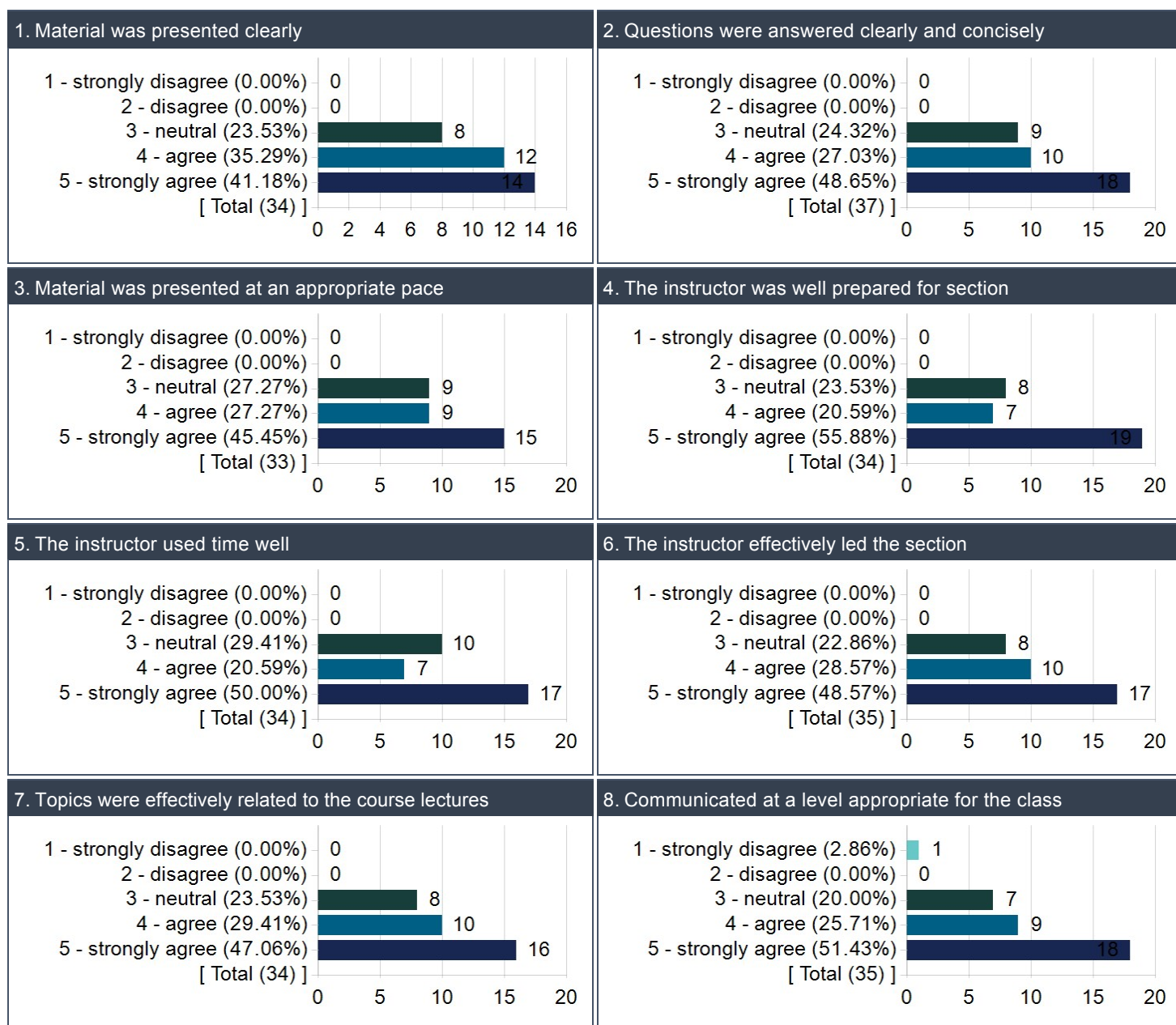
If you have questions about this report, please contact evals@wustl.edu

Creation Date: **Wednesday, December 28, 2022**

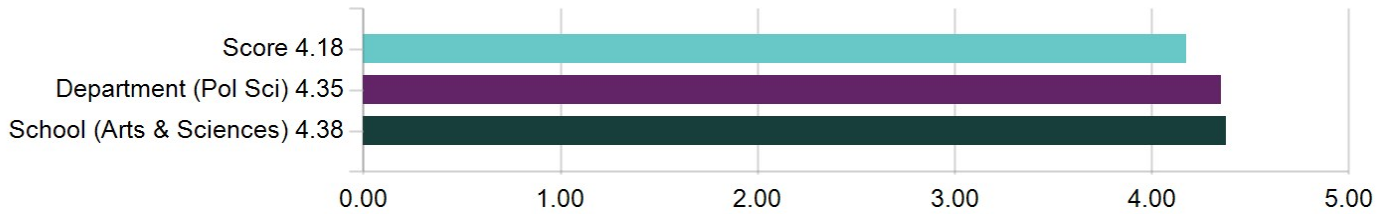
AI Evaluation for Rex Deng

Instruction

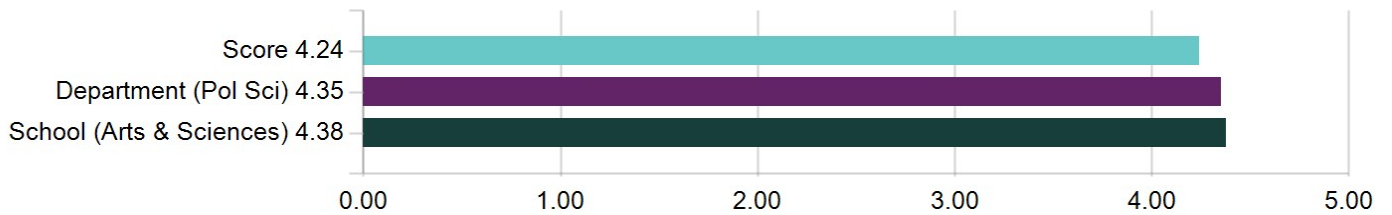
Question	Score			
	Response Count	Mean	Standard Deviation	Median
Material was presented clearly	34	4.18	0.80	4.00
Questions were answered clearly and concisely	37	4.24	0.83	4.00
Material was presented at an appropriate pace	33	4.18	0.85	4.00
The instructor was well prepared for section	34	4.32	0.84	5.00
The instructor used time well	34	4.21	0.88	4.50
The instructor effectively led the section	35	4.26	0.82	4.00
Topics were effectively related to the course lectures	34	4.24	0.82	4.00
Communicated at a level appropriate for the class	35	4.23	0.97	5.00



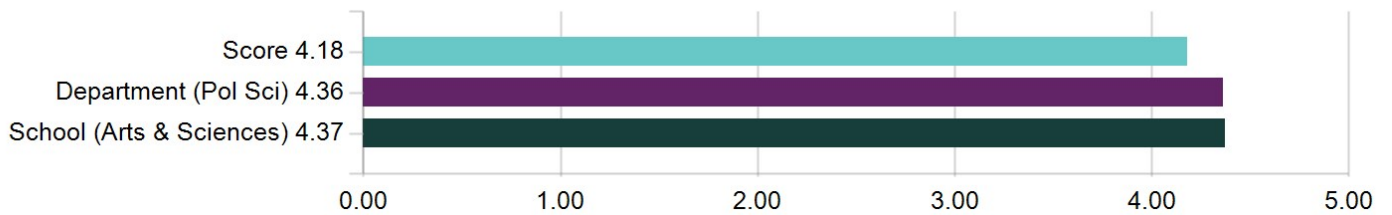
1. Material was presented clearly



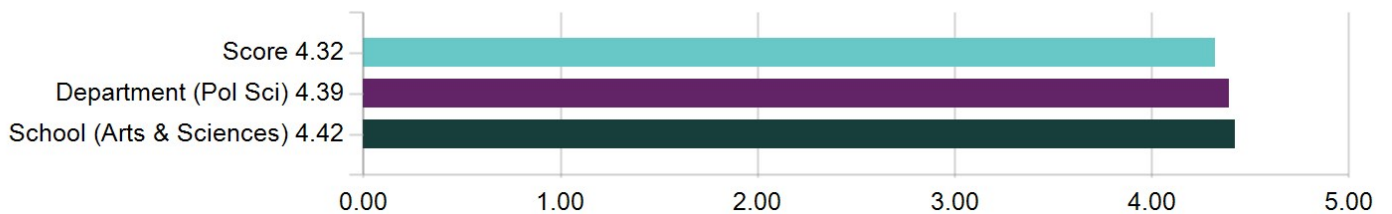
2. Questions were answered clearly and concisely



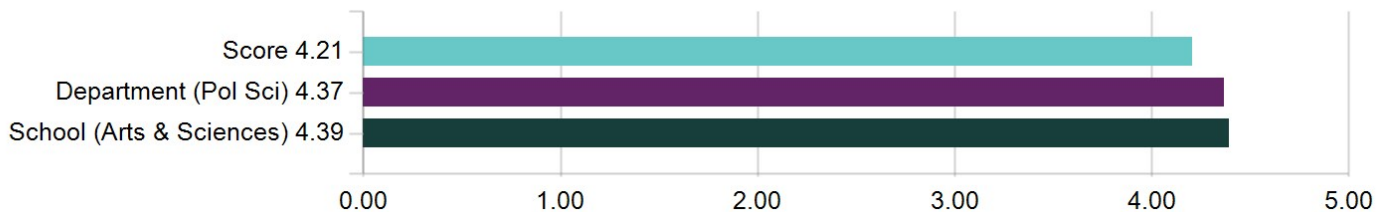
3. Material was presented at an appropriate pace



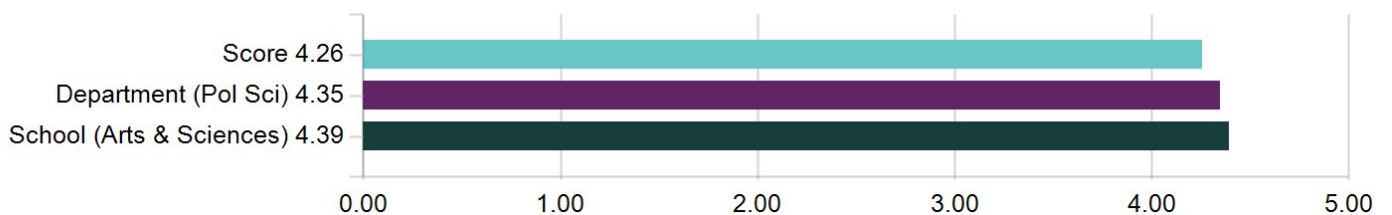
4. The instructor was well prepared for section



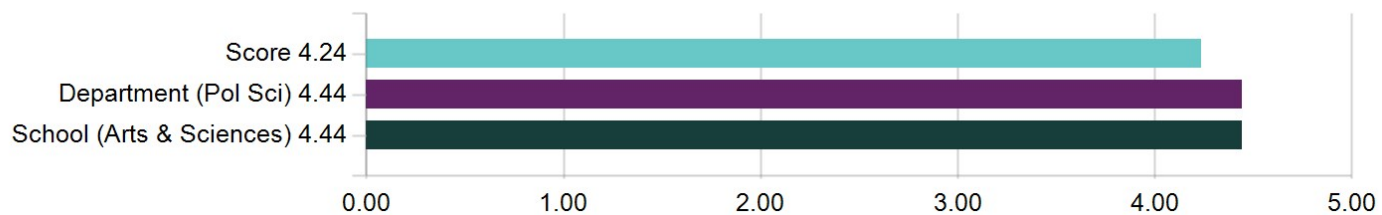
5. The instructor used time well



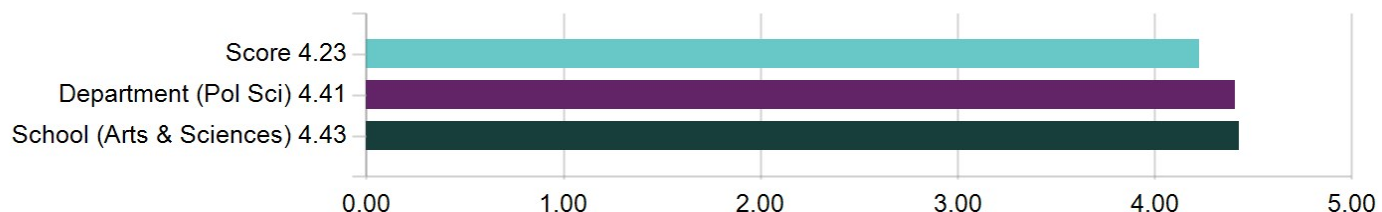
6. The instructor effectively led the section



7. Topics were effectively related to the course lectures



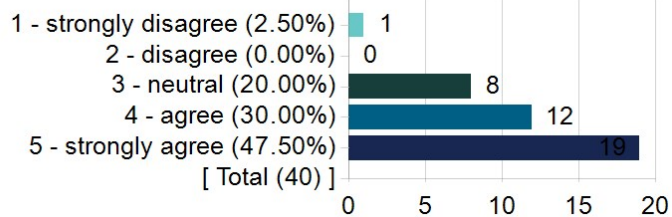
8. Communicated at a level appropriate for the class



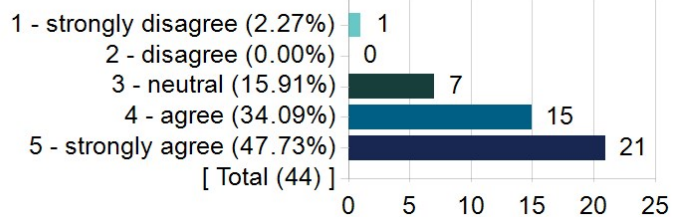
Interaction with Students

Question	Response Count	Score		
		Mean	Standard Deviation	Median
Expectations were clearly explained	40	4.20	0.94	4.00
Grading procedures were fair	44	4.25	0.89	4.00
Instructor was concerned for students	39	4.21	0.89	4.00
Instructor was available for consultation outside of section	44	4.27	0.85	4.50
Instructor maintained positive environment in section	34	4.38	0.78	5.00

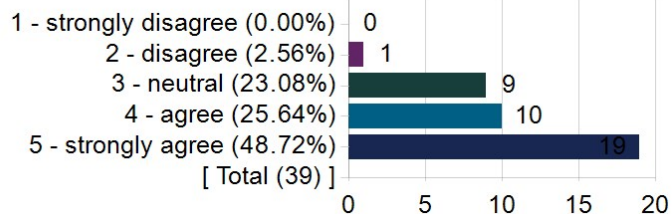
1. Expectations were clearly explained



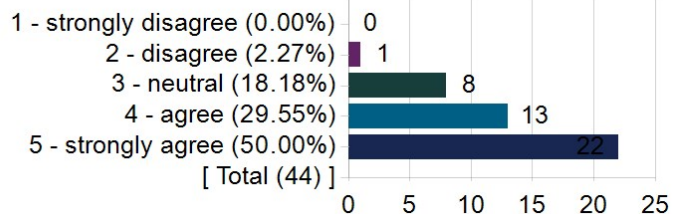
2. Grading procedures were fair



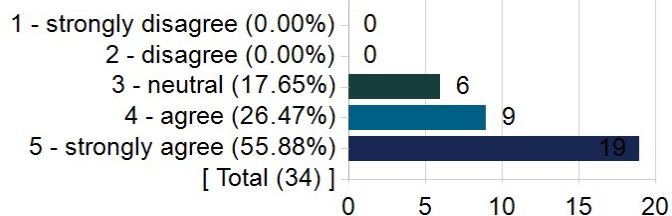
3. Instructor was concerned for students



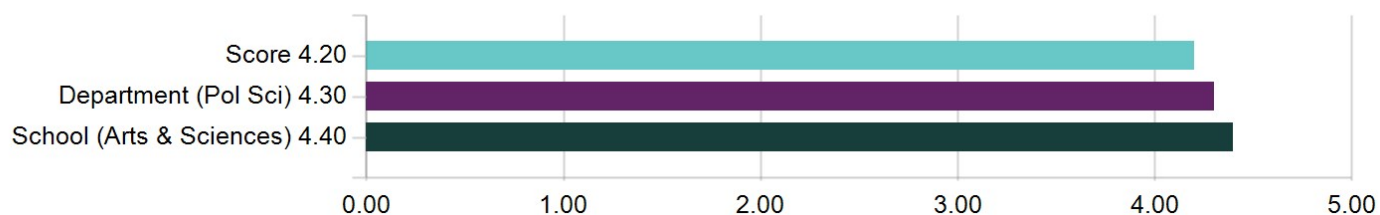
4. Instructor was available for consultation outside of section



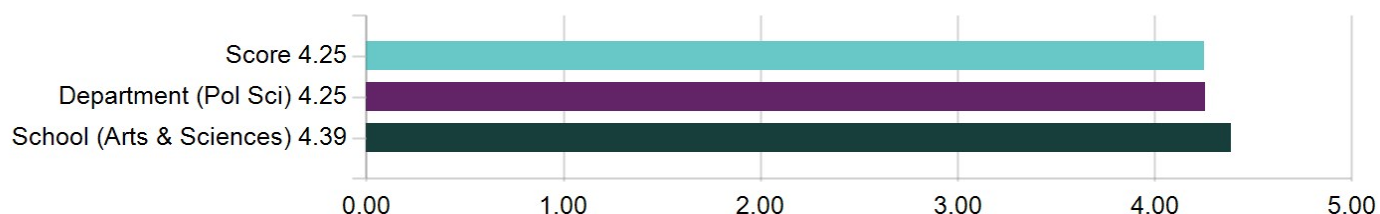
5. Instructor maintained positive environment in section



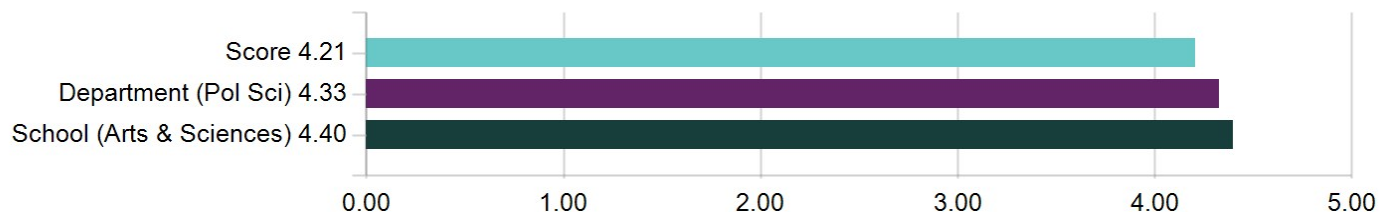
1. Expectations were clearly explained



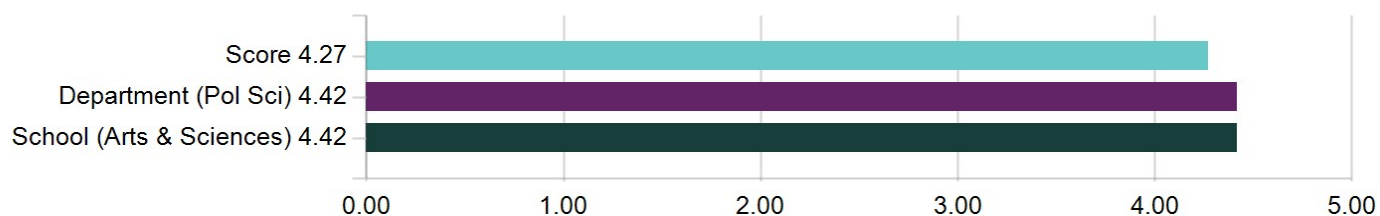
2. Grading procedures were fair



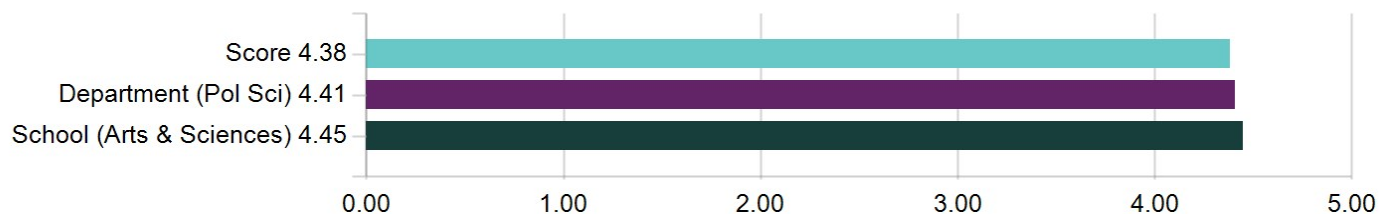
3. Instructor was concerned for students



4. Instructor was available for consultation outside of section



5. Instructor maintained positive environment in section

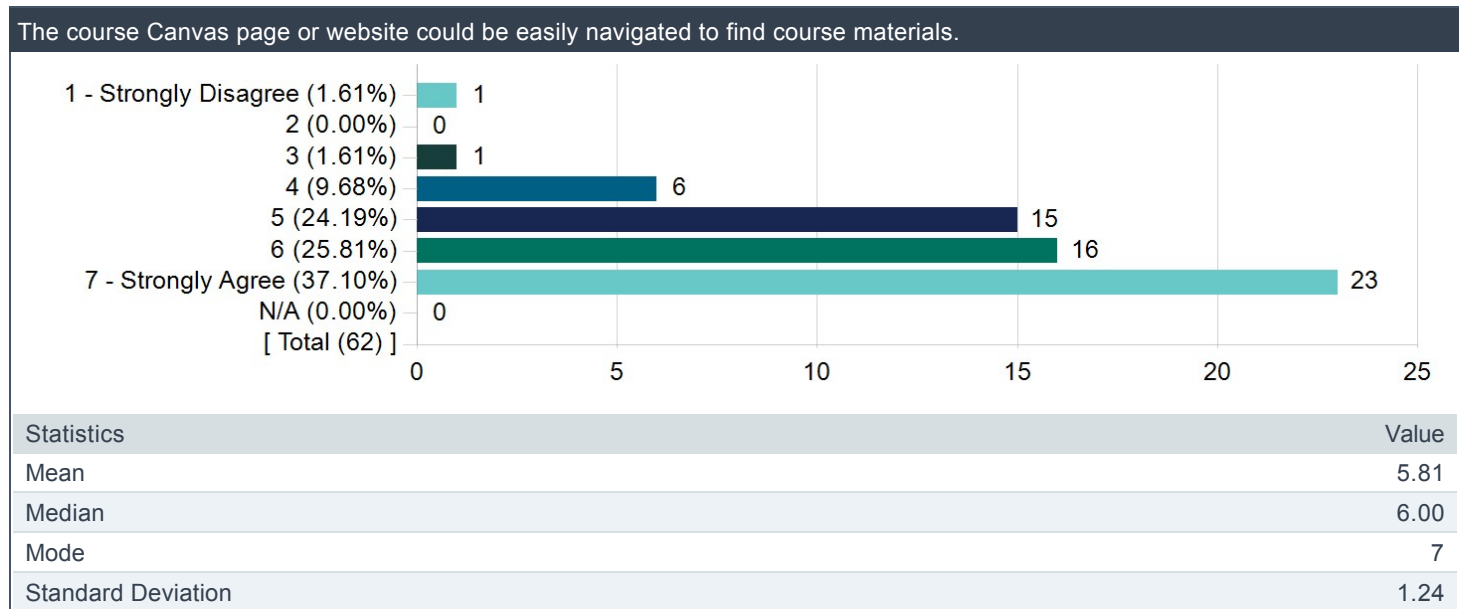


Please provide any additional feedback on **Rex Deng** that was not covered by the previous questions.

Comments
They were great!
Didn't interact with this TA
I did not interact with Rex, so I cannot provide any helpful answers.
Rex was very helpful. I went to office hours to seek help on my paper and he was very personable.
N/A
Rex was amazing!
Very helpful!
I attached the wrong file to an important assignment and emailed him about it, and he was really nice about it and let the other TAS knew about it during grading
N/A
Only interaction was AI sending messages about office hours and grading assignments

Danforth Question

The course Canvas page or website could be easily navigated to find course materials.





Fall 2023 Course Evaluations - Danforth Campus

Fall 2023 Arts & Sciences Instructor Report for FL2023.L32.Pol Sci.103B.01 - International Politics (Rex Deng)



Created **Wednesday, December 27, 2023**



Courses Audience: 127
Responses Received: 30
Response Ratio: 23.62%

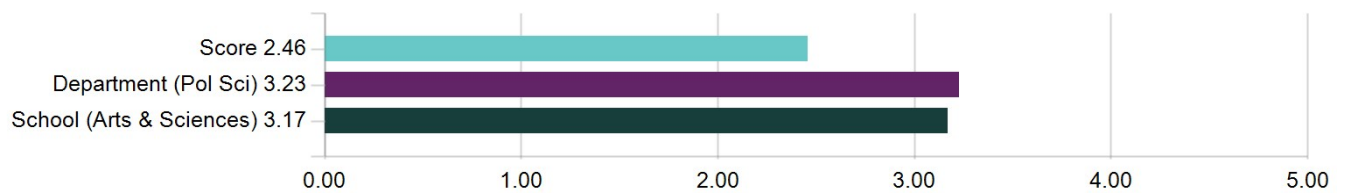
Report Comments

Welcome to your Instructor Report for WashU Course Evaluations. Below you will find response data from the specified course section. Responses to personalized questions appear at the bottom of the report.

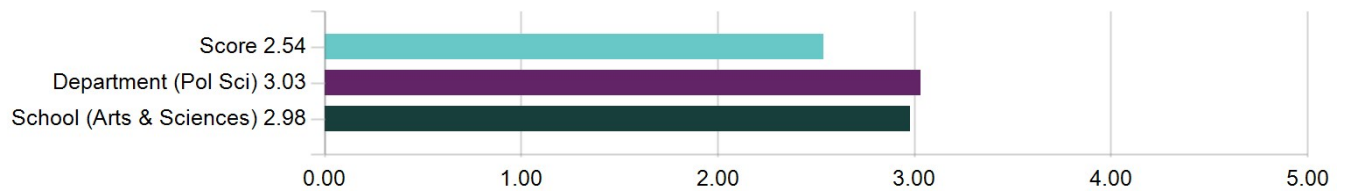
The intention of this report is to provide feedback, and also to prompt improvement in areas that may be lacking. This report is accessible to appropriate department level and school level users, as determined by your school. We appreciate your dedication to our learning community at Washington University.

If you have questions about this report, please contact evals@wustl.edu

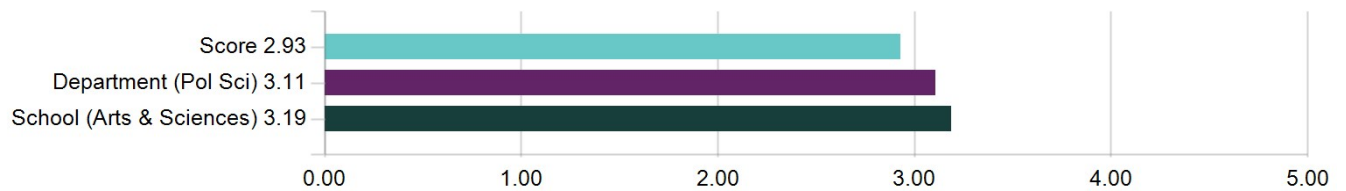
1. Course difficulty relative to other courses was



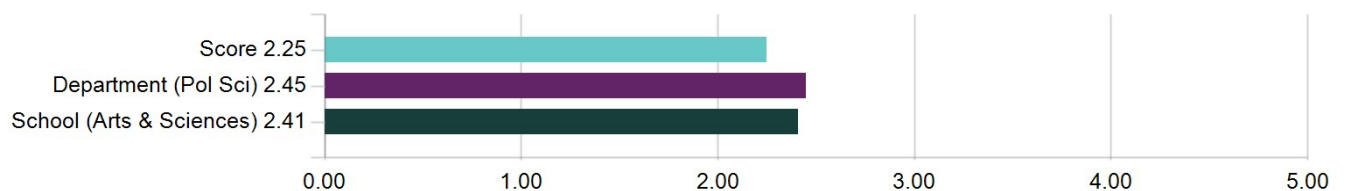
2. Course workload relative to other courses was



3. Course pace was


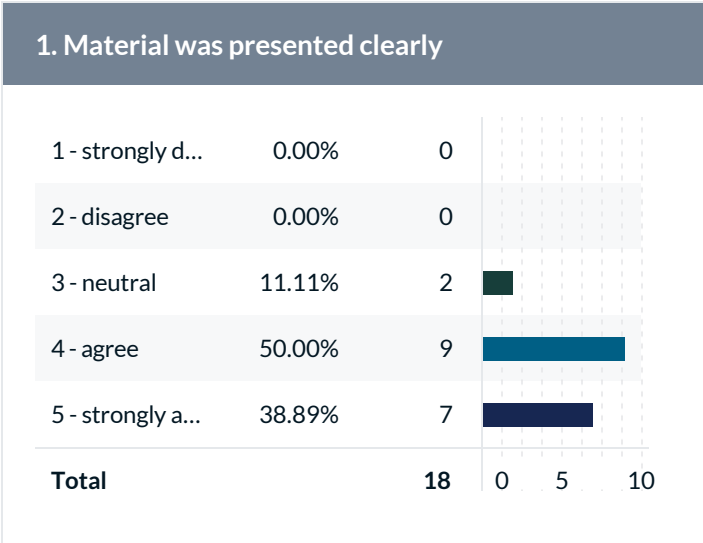


4. Hours per week required outside of class



Instruction

Question	Score			
	Response Count	Mean	Standard Deviation	Median
Material was presented clearly	18	4.28	0.67	4.00
Questions were answered clearly and concisely	20	4.45	0.69	5.00
Material was presented at an appropriate pace	18	4.33	0.69	4.00
The instructor was well prepared for section	21	4.43	0.68	5.00
The instructor used time well	19	4.32	0.67	4.00
The instructor effectively led the section	19	4.32	0.67	4.00
Topics were effectively related to the course lectures	19	4.32	0.67	4.00
Communicated at a level appropriate for the class	21	4.38	0.67	4.00



3. Material was presented at an appropriate pace

1 - strongly d...	0.00%	0							
2 - disagree	0.00%	0							
3 - neutral	11.11%	2							
4 - agree	44.44%	8							
5 - strongly a...	44.44%	8							
Total		18	0	5	10				

4. The instructor was well prepared for section

1 - strongly d...	0.00%	0							
2 - disagree	0.00%	0							
3 - neutral	9.52%	2							
4 - agree	38.10%	8							
5 - strongly a...	52.38%	11							
Total		21	0	10	20				

5. The instructor used time well

1 - strongly d...	0.00%	0							
2 - disagree	0.00%	0							
3 - neutral	10.53%	2							
4 - agree	47.37%	9							
5 - strongly a...	42.11%	8							
Total		19	0	5	10				

6. The instructor effectively led the section

1 - strongly d...	0.00%	0							
2 - disagree	0.00%	0							
3 - neutral	10.53%	2							
4 - agree	47.37%	9							
5 - strongly a...	42.11%	8							
Total		19	0	5	10				

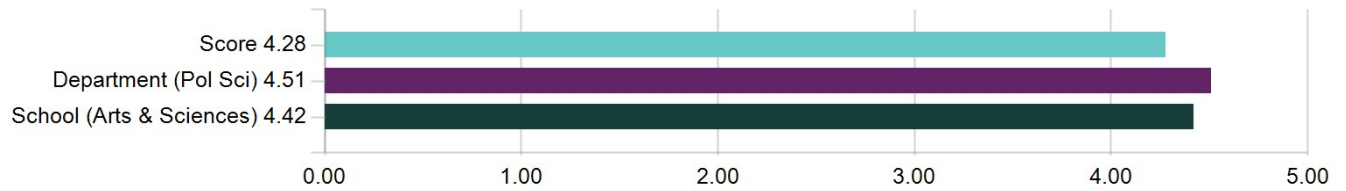
7. Topics were effectively related to the course lectures

1 - strongly d...	0.00%	0							
2 - disagree	0.00%	0							
3 - neutral	10.53%	2							
4 - agree	47.37%	9							
5 - strongly a...	42.11%	8							
Total		19	0	5	10				

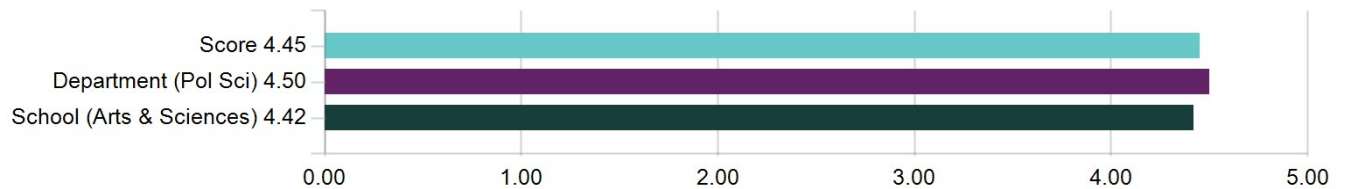
8. Communicated at a level appropriate for the class

1 - strongly d...	0.00%	0							
2 - disagree	0.00%	0							
3 - neutral	9.52%	2							
4 - agree	42.86%	9							
5 - strongly a...	47.62%	10							
Total		21	0	10	20				

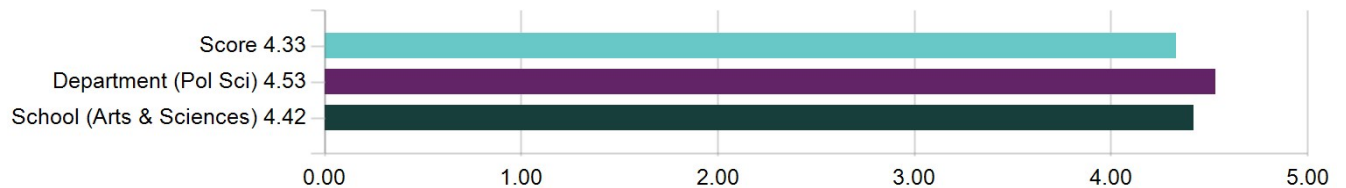
1. Material was presented clearly



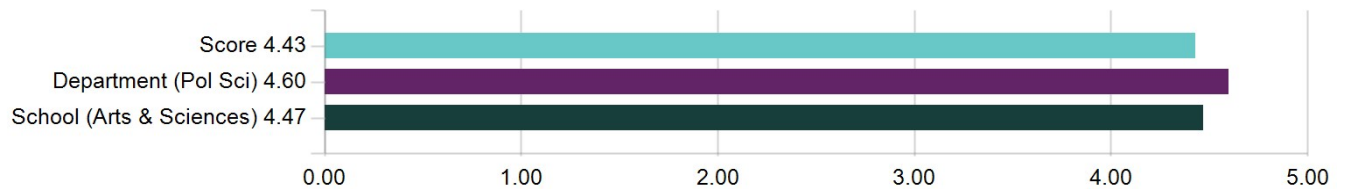
2. Questions were answered clearly and concisely



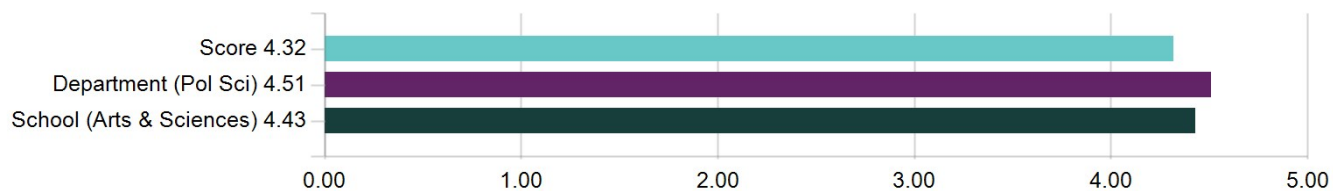
3. Material was presented at an appropriate pace



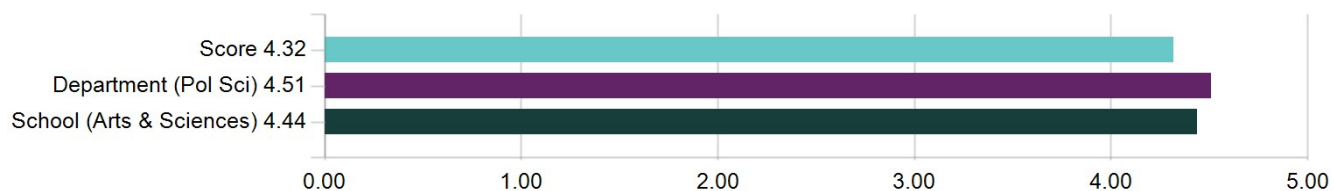
4. The instructor was well prepared for section



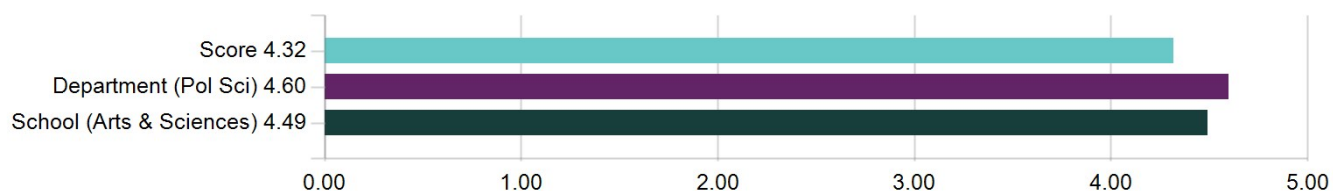
5. The instructor used time well



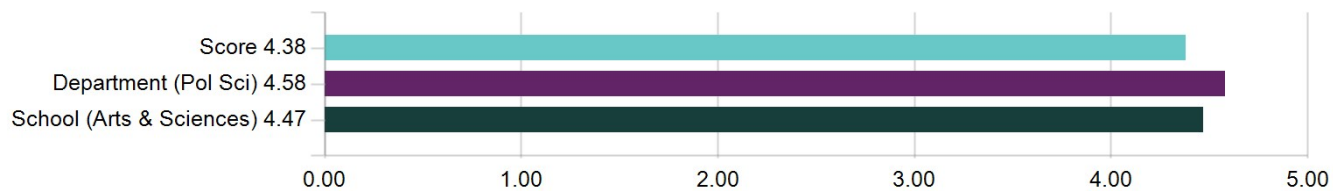
6. The instructor effectively led the section



7. Topics were effectively related to the course lectures



8. Communicated at a level appropriate for the class



Interaction with Students

Question	Score			
	Response Count	Mean	Standard Deviation	Median
Expectations were clearly explained	22	4.36	0.79	4.50
Grading procedures were fair	23	4.30	0.76	4.00
Instructor was concerned for students	23	4.17	0.65	4.00
Instructor was available for consultation outside of section	24	4.38	0.71	4.00
Instructor maintained positive environment in section	22	4.32	0.65	4.00

1. Expectations were clearly explained

1 - strongly d...	0.00%	0			
2 - disagree	4.55%	1			
3 - neutral	4.55%	1			
4 - agree	40.91%	9			
5 - strongly a...	50.00%	11			
Total		22	0	10	20

2. Grading procedures were fair

1 - strongly d...	0.00%	0			
2 - disagree	4.35%	1			
3 - neutral	4.35%	1			
4 - agree	47.83%	11			
5 - strongly a...	43.48%	10			
Total		23	0	10	20

3. Instructor was concerned for students

1 - strongly d...	0.00%	0			
2 - disagree	0.00%	0			
3 - neutral	13.04%	3			
4 - agree	56.52%	13			
5 - strongly a...	30.43%	7			
Total		23	0	10	20

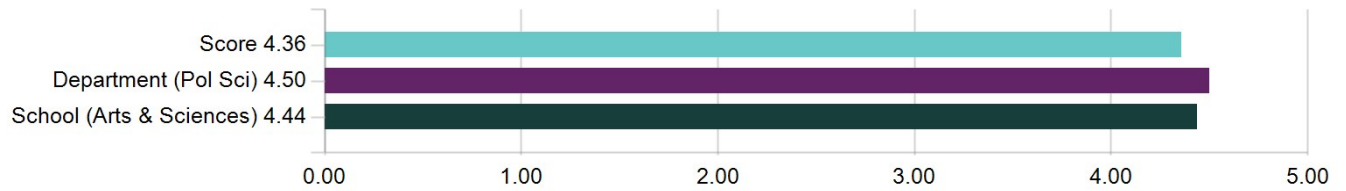
4. Instructor was available for consultation outside of section

1 - strongly d...	0.00%	0			
2 - disagree	4.17%	1			
3 - neutral	0.00%	0			
4 - agree	50.00%	12			
5 - strongly a...	45.83%	11			
Total		24	0	10	20

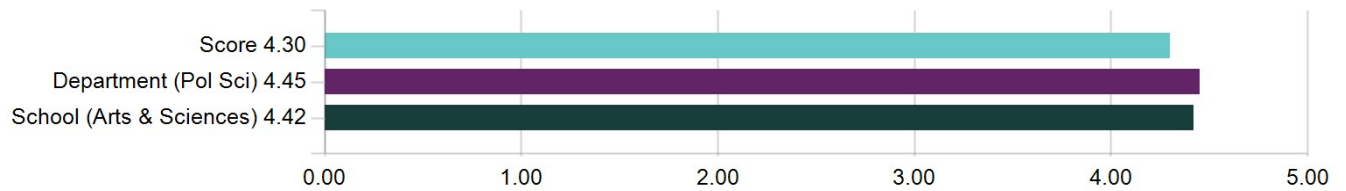
5. Instructor maintained positive environment in section

1 - strongly d...	0.00%	0			
2 - disagree	0.00%	0			
3 - neutral	9.09%	2			
4 - agree	50.00%	11			
5 - strongly a...	40.91%	9			
Total		22	0	10	20

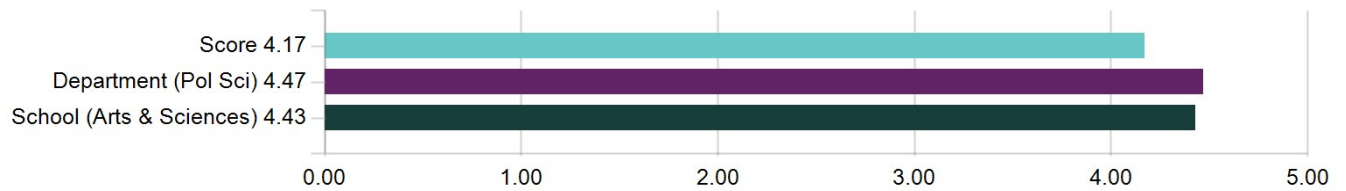
1. Expectations were clearly explained



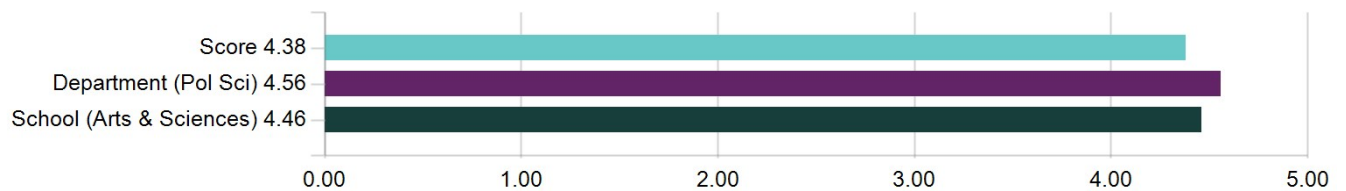
2. Grading procedures were fair



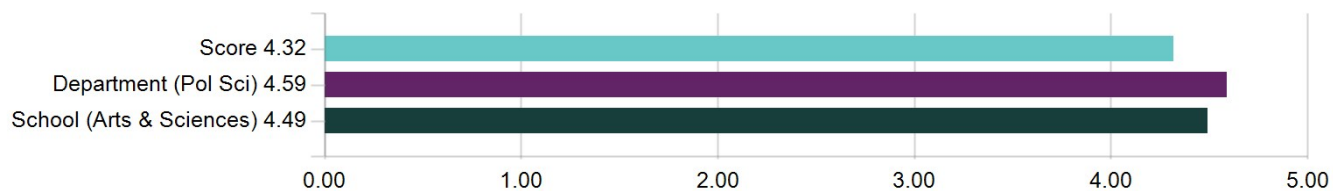
3. Instructor was concerned for students



4. Instructor was available for consultation outside of section



5. Instructor maintained positive environment in section



Please provide any additional feedback on **Rex Deng** that was not covered by the previous questions.

Comments

I did not interact with Rex

N/A



Spring 2024 Course Evaluations - Danforth Campus

Spring 2024 Arts & Sciences Instructor Report for SP2024.L32.Pol Sci.102B.01 - Introduction to Comparative Politics (Rex Deng)



Created Thursday, May 16, 2024



Courses Audience: 53
Responses Received: 13
Response Ratio: 24.53%

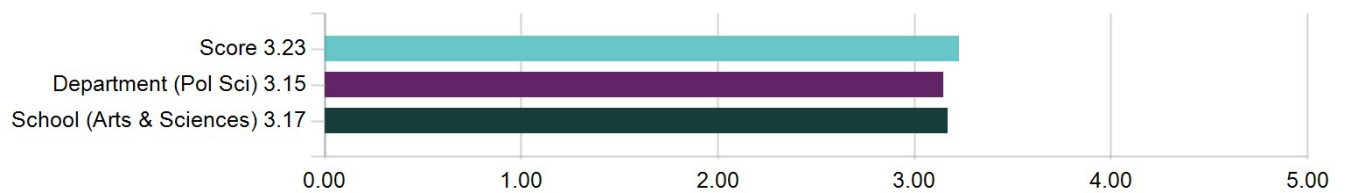
Report Comments

Welcome to your Instructor Report for WashU Course Evaluations. Below you will find response data from the specified course section. Responses to personalized questions appear at the bottom of the report.

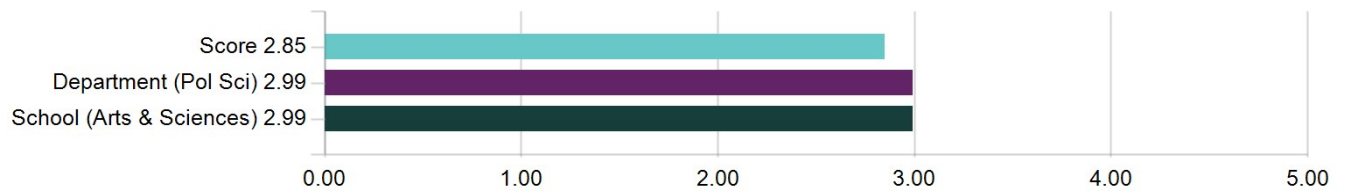
The intention of this report is to provide feedback, and also to prompt improvement in areas that may be lacking. This report is accessible to appropriate department level and school level users, as determined by your school. We appreciate your dedication to our learning community at Washington University.

If you have questions about this report, please contact evals@wustl.edu

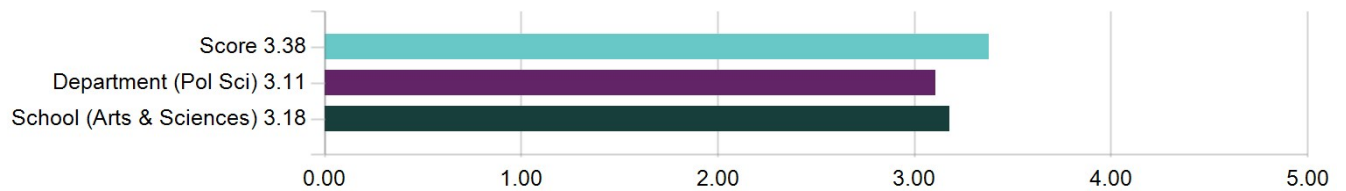
1. Course difficulty relative to other courses was



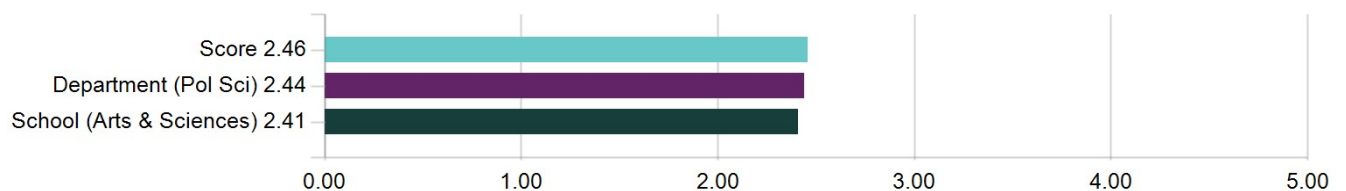
2. Course workload relative to other courses was



3. Course pace was


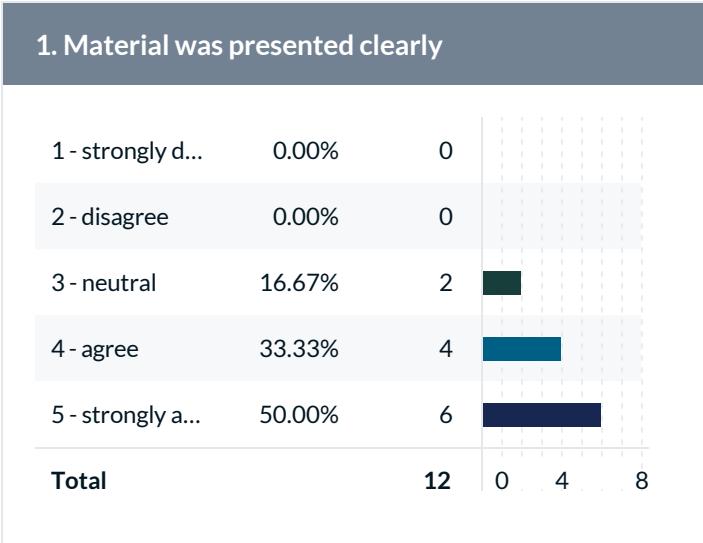


4. Hours per week required outside of class



Instruction

Question	Score			
	Response Count	Mean	Standard Deviation	Median
Material was presented clearly	12	4.33	0.78	4.50
Questions were answered clearly and concisely	12	4.33	0.78	4.50
Material was presented at an appropriate pace	12	4.17	0.72	4.00
The instructor was well prepared for section	12	4.33	0.78	4.50
The instructor used time well	12	4.33	0.78	4.50
The instructor effectively led the section	12	4.33	0.78	4.50
Topics were effectively related to the course lectures	12	4.33	0.78	4.50
Communicated at a level appropriate for the class	12	4.33	0.78	4.50



3. Material was presented at an appropriate pace

1 - strongly d...	0.00%	0					
2 - disagree	0.00%	0					
3 - neutral	16.67%	2					
4 - agree	50.00%	6					
5 - strongly a...	33.33%	4					
Total		12	0	4	8		

4. The instructor was well prepared for section

1 - strongly d...	0.00%	0					
2 - disagree	0.00%	0					
3 - neutral	16.67%	2					
4 - agree	33.33%	4					
5 - strongly a...	50.00%	6					
Total		12	0	4	8		

5. The instructor used time well

1 - strongly d...	0.00%	0					
2 - disagree	0.00%	0					
3 - neutral	16.67%	2					
4 - agree	33.33%	4					
5 - strongly a...	50.00%	6					
Total		12	0	4	8		

6. The instructor effectively led the section

1 - strongly d...	0.00%	0					
2 - disagree	0.00%	0					
3 - neutral	16.67%	2					
4 - agree	33.33%	4					
5 - strongly a...	50.00%	6					
Total		12	0	4	8		

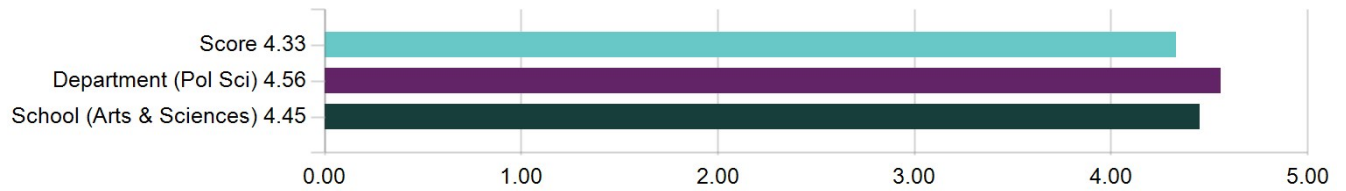
7. Topics were effectively related to the course lectures

1 - strongly d...	0.00%	0					
2 - disagree	0.00%	0					
3 - neutral	16.67%	2					
4 - agree	33.33%	4					
5 - strongly a...	50.00%	6					
Total		12	0	4	8		

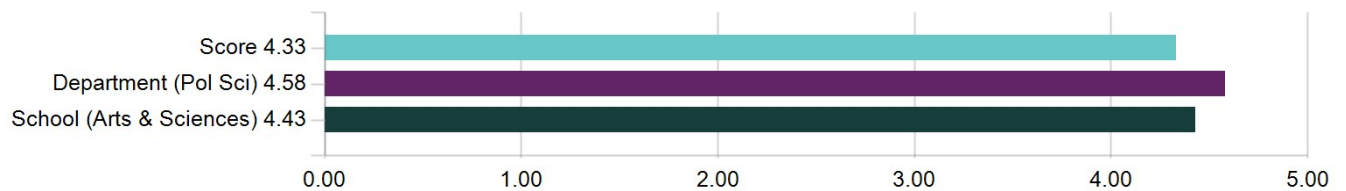
8. Communicated at a level appropriate for the class

1 - strongly d...	0.00%	0					
2 - disagree	0.00%	0					
3 - neutral	16.67%	2					
4 - agree	33.33%	4					
5 - strongly a...	50.00%	6					
Total		12	0	4	8		

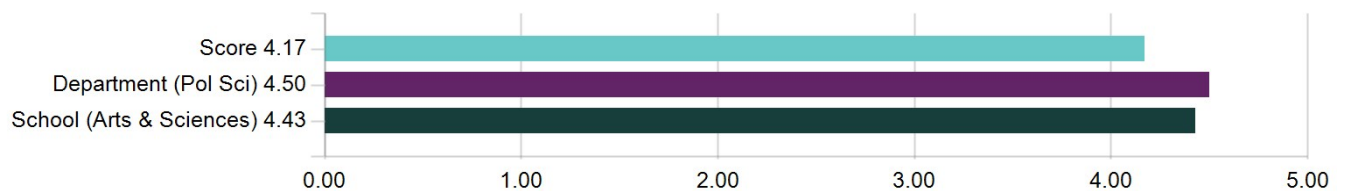
1. Material was presented clearly



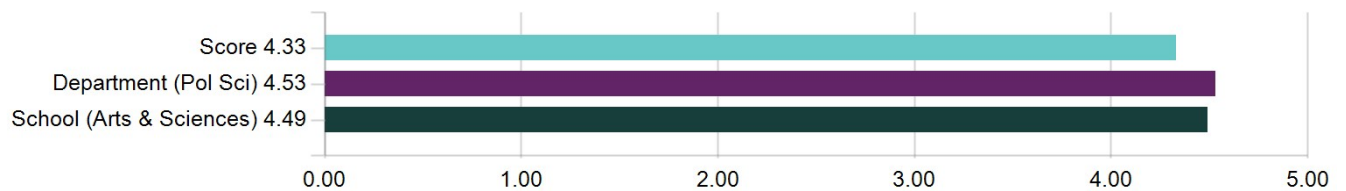
2. Questions were answered clearly and concisely



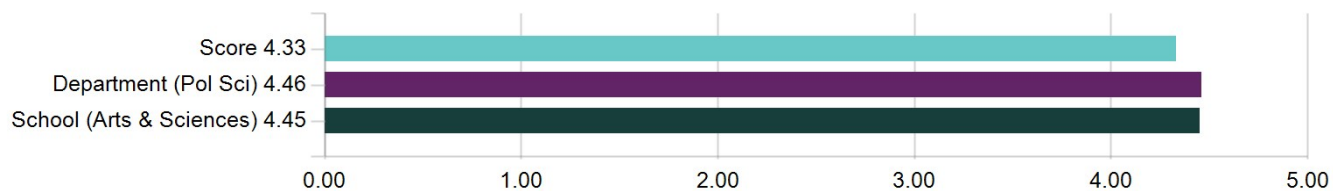
3. Material was presented at an appropriate pace



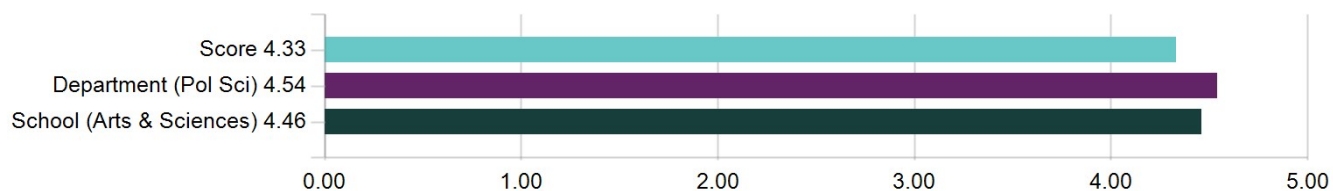
4. The instructor was well prepared for section



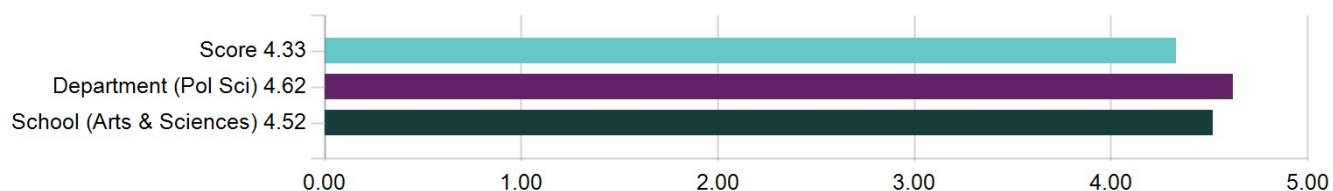
5. The instructor used time well



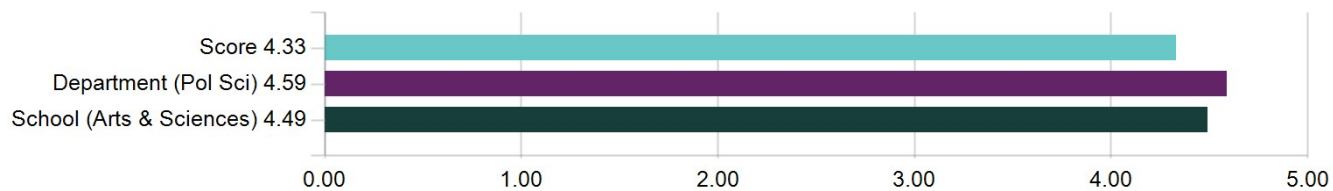
6. The instructor effectively led the section



7. Topics were effectively related to the course lectures



8. Communicated at a level appropriate for the class



Interaction with Students

Question	Score			
	Response Count	Mean	Standard Deviation	Median
Expectations were clearly explained	12	4.33	0.78	4.50
Grading procedures were fair	12	4.00	0.85	4.00
Instructor was concerned for students	12	4.33	0.78	4.50
Instructor was available for consultation outside of section	12	4.33	0.78	4.50
Instructor maintained positive environment in section	12	4.25	0.75	4.00

1. Expectations were clearly explained

1 - strongly d...	0.00%	0					
2 - disagree	0.00%	0					
3 - neutral	16.67%	2					
4 - agree	33.33%	4					
5 - strongly a...	50.00%	6					
Total		12	0	4	8		

2. Grading procedures were fair

1 - strongly d...	0.00%	0					
2 - disagree	0.00%	0					
3 - neutral	33.33%	4					
4 - agree	33.33%	4					
5 - strongly a...	33.33%	4					
Total		12	0	3	6		

3. Instructor was concerned for students

1 - strongly d...	0.00%	0					
2 - disagree	0.00%	0					
3 - neutral	16.67%	2					
4 - agree	33.33%	4					
5 - strongly a...	50.00%	6					
Total		12	0	4	8		

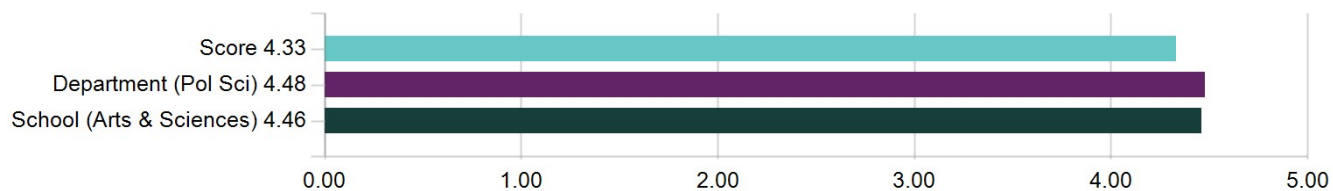
4. Instructor was available for consultation outside of section

1 - strongly d...	0.00%	0					
2 - disagree	0.00%	0					
3 - neutral	16.67%	2					
4 - agree	33.33%	4					
5 - strongly a...	50.00%	6					
Total		12	0	4	8		

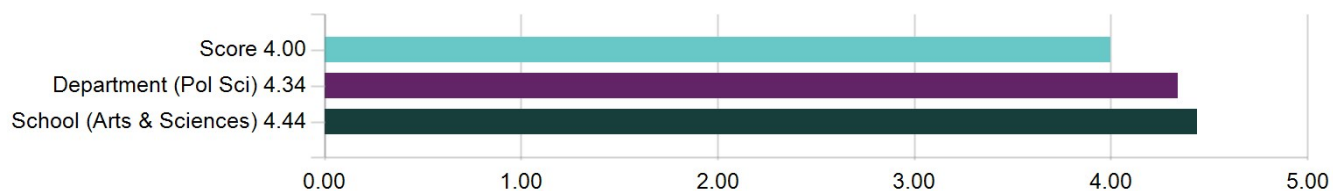
5. Instructor maintained positive environment in section

1 - strongly d...	0.00%	0					
2 - disagree	0.00%	0					
3 - neutral	16.67%	2					
4 - agree	41.67%	5					
5 - strongly a...	41.67%	5					
Total		12	0	3	6		

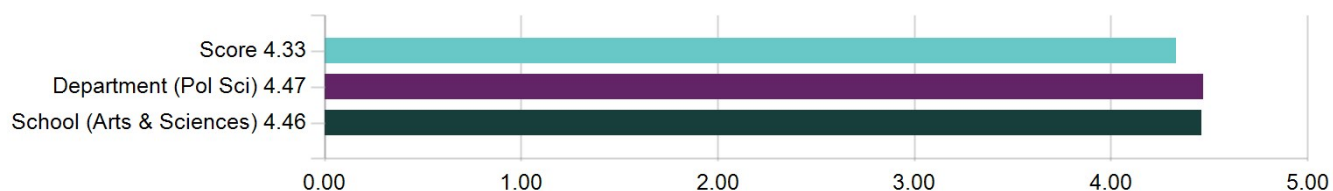
1. Expectations were clearly explained



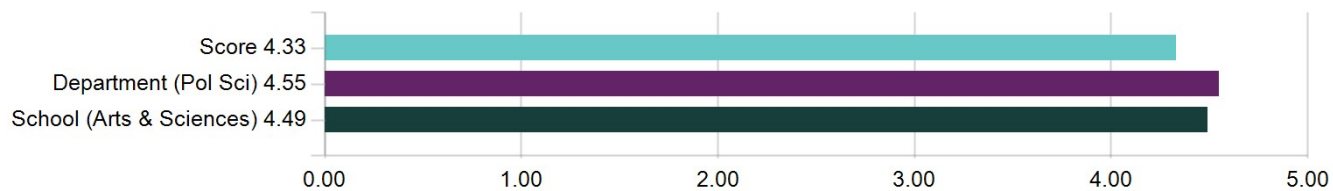
2. Grading procedures were fair



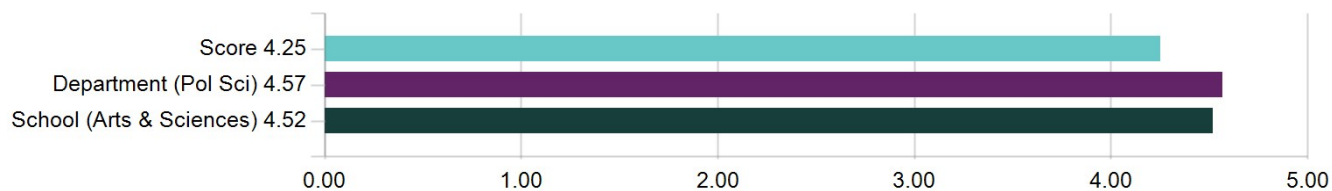
3. Instructor was concerned for students



4. Instructor was available for consultation outside of section



5. Instructor maintained positive environment in section



Please provide any additional feedback on **Rex Deng** that was not covered by the previous questions.

Comments

NA

Rex was very helpful in my understanding of the material and the questions being asked in the response tickets. He's a great guy and seems to be doing some cool research, so I'm glad to have had him as a resource this semester.

He was just there too. He was available for office hours and such but I did not utilize those resources.